





Yori range:



Yori




373 Yori Wall




805 Yori Surface/Pendant 861

# Yori Linear





# Yori Linear

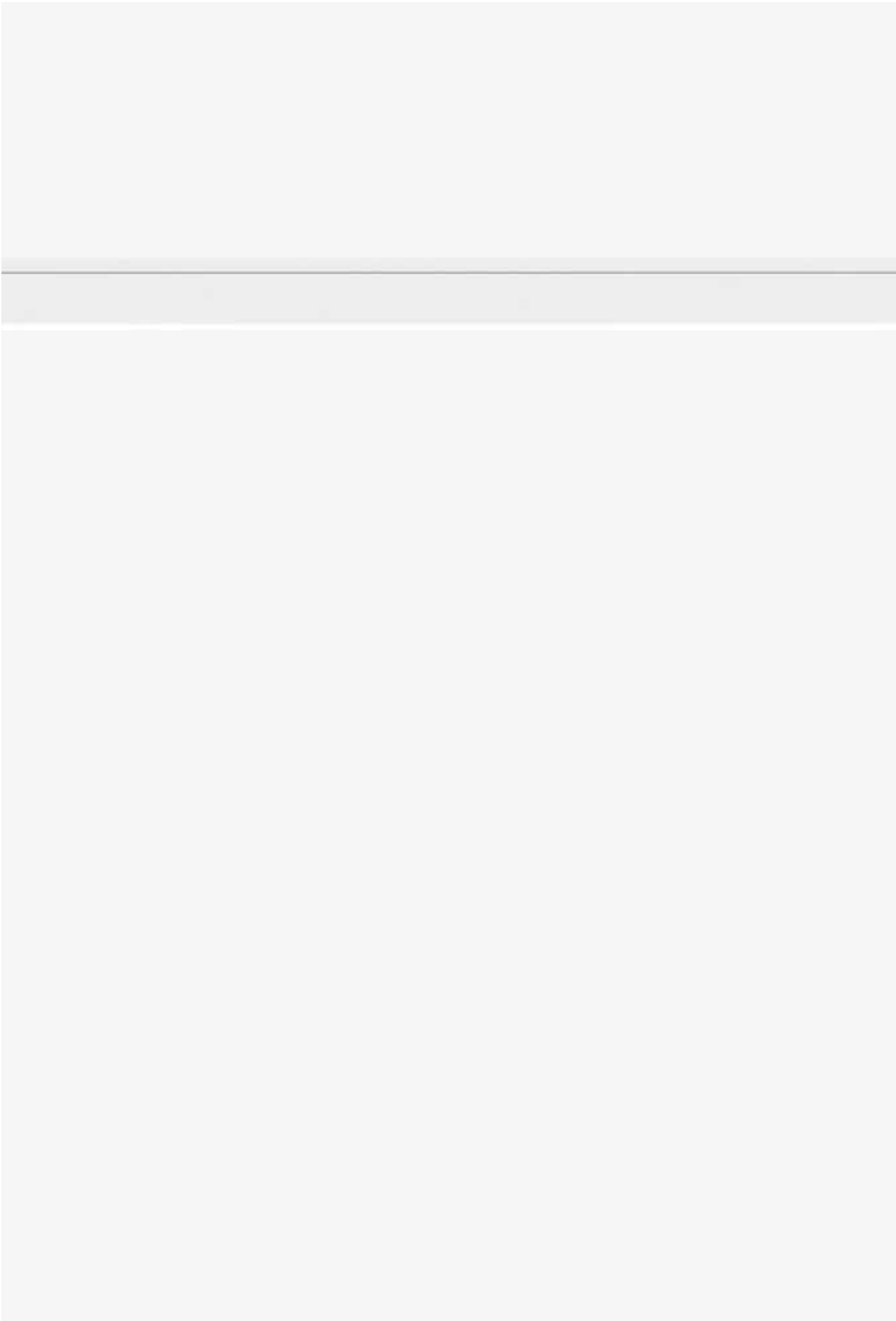


**EN** Yori Linear is the perfect solution for combining soft, diffused lighting and accent options. Yori Linear comes in the track, surface, pendant and recessed versions and its simple, minimal design means it blends in perfectly with any lighting layout.















**IT** Yori Linear è la soluzione ottimale per abbinare un'illuminazione morbida e diffusa a soluzioni d'accento. Yori Linear, declinato in versione da binario, da superficie, a sospensione e da incasso, si integra facilmente in qualsiasi tipo di layout illuminotecnico grazie al design semplice e minimale.

## Overview




<b>Application:</b>	Track, Surface, Pendant, Recessed
<b>Light source:</b>	MID POWER LED
<b>Watt:</b>	13 W - 38 W
<b>Kelvin:</b>	2700 K, 3000 K, 4000 K
<b>Lumen:</b>	1750 lm - 6740 lm
<b>CRI:</b>	>80, >90
<b>SDCM:</b>	<3
<b>IP:</b>	20, 43
<b>Control options:</b>	On/Off, DALI



<p><b>System/ Sistema</b></p>			
<p>Single/</p>	 <p><b>Yori Linear Track</b></p>	 <p><b>Yori Linear Surface</b></p>	 <p><b>Yori Linear Recessed</b></p>
<p>Continuos line</p>	 <p><b>Yori Linear Track Continuous line</b></p>	 <p><b>Yori Linear Surface Continuous line</b></p>	 <p><b>Yori Linear Recessed Continuous line</b></p>
<p><b>Yori Linear Surface Version with accessory/ Versione come accessorio</b></p>	 <p><b>Yori Linear Pendant</b></p>		
<p><b>Finishes/ Finiture</b></p>	 <p><b>12</b> Embossed matt white/ Bianco opaco goffrato</p>	 <p><b>31</b> Embossed matt black/ Nero opaco goffrato</p>	
<p><b>Beams/ Fasci</b></p>	 <p><b>Wide/ Largo</b></p>		


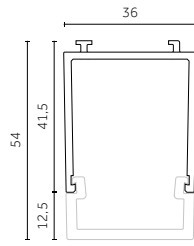

Sizes and tech. specifications/ Misure e info tecniche				
	460 mm	920 mm	1380 mm	90° Module
Yori Linear Track p.733	  Single p.736 Continuous line p.737-739	  Single p.736 Continuous line p.737-739	  Single p.736 Continuous line p.737-739	
Yori Linear Surface/Pendant p.741	  Single p.746 Continuous line p.747-749	  Single p.746 Continuous line p.747-749	  Single p.746 Continuous line p.747-749	
Yori Linear Recessed p.753	  Single p.758 Continuous line p.759	  Single p.758 Continuous line p.759	  Single p.758 Continuous line p.759	  90° module Continuous line p.760
Max recess depth/ Ingombro interno massimo	 470x40	 930x40	 1390x40	 480x40 / 480x40
Beam width/ Apertura cono di luce	60°, 77°, 78°, 85°, 104°	60°, 77°, 78°, 85°, 104°	60°, 77°, 78°, 85°, 104°	60°, 77°, 78°, 85°, 104°
Light source/ Sorgente luminosa	MID POWER LED 13 W 1750lm - 2430lm L70B50=50,000h 2700K, 3000K, 4000K SDCM <3 CRI >80, CRI >90	MID POWER LED 26 W 3350lm - 4630lm L70B50=50,000h 2700K, 3000K, 4000K SDCM <3 CRI >80, CRI >90	MID POWER LED 38 W 5030lm - 6740lm L70B50=50,000h 2700K, 3000K, 4000K SDCM <3 CRI >80, CRI >90	MID POWER LED 26 W 3350lm - 4630lm L70B50=50,000h 2700K, 3000K, 4000K SDCM <3 CRI >80, CRI >90



<p><b>Accessories/ Accessori</b></p>	
<p>Yori Linear Recessed Continuos line</p>	 <p>End cap/ Tappo di chiusura</p>
<p>Yori Linear Surface</p>	 <p>Suspension Cables/ Cavi di sospensione</p> <p>Continuous line suspension cable/ Cavo di sospensione per linea continua</p> <p>Power cable with trimless base/ Cavo alimentazione trimless</p> <p>Power cable with trim base/ Cavo alimentazione trim</p>
<p>Yori Linear Track</p>	 <p>Track/ Binario p.707</p> <p> <input type="checkbox"/> 10  <input type="checkbox"/> 21  <input type="checkbox"/> 28         </p>

# Diffusers


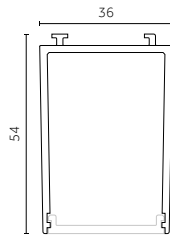
## Opal U-Shape



<sup>EN</sup> Direct / indirect light  
<sup>IT</sup> Luce diretta/indiretta

LED: 38 W/104°/4000 K (NN)


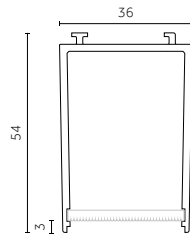
## Opal



<sup>EN</sup> Trasmittanza T up to 84%  
<sup>IT</sup> Trasmittanza T fino a 84%

LED: 38 W/77°/4000 K (NN)


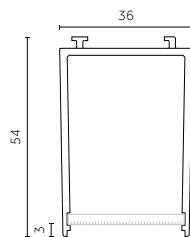
## Ribbed



<sup>EN</sup> Efficacy up to 100 lm/W  
<sup>IT</sup> Efficienza fino a 100 lm/W

LED: 38 W/78°/4000 K (NN)


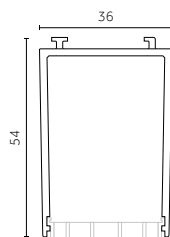
## Prismatic



<sup>EN</sup> Trasmittanza T up to 80%  
<sup>IT</sup> Trasmittanza T fino a 80%

LED: 38 W/85°/4000 K (NN)

## Anti-glare louver



UGR < 19

LED: 38 W/60°/4000 K (NN)

# LED

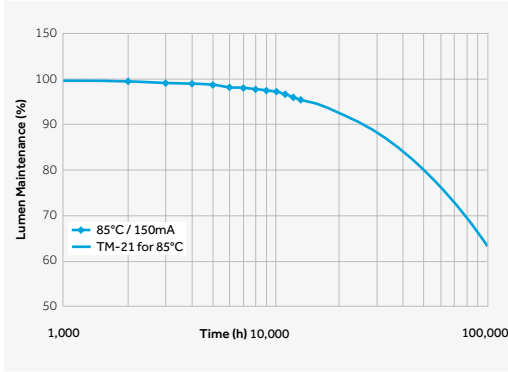
## MID POWER LED



2700 K, 3000 K, 4000 K  
SDCM<3  
CRI>80, CRI > 90

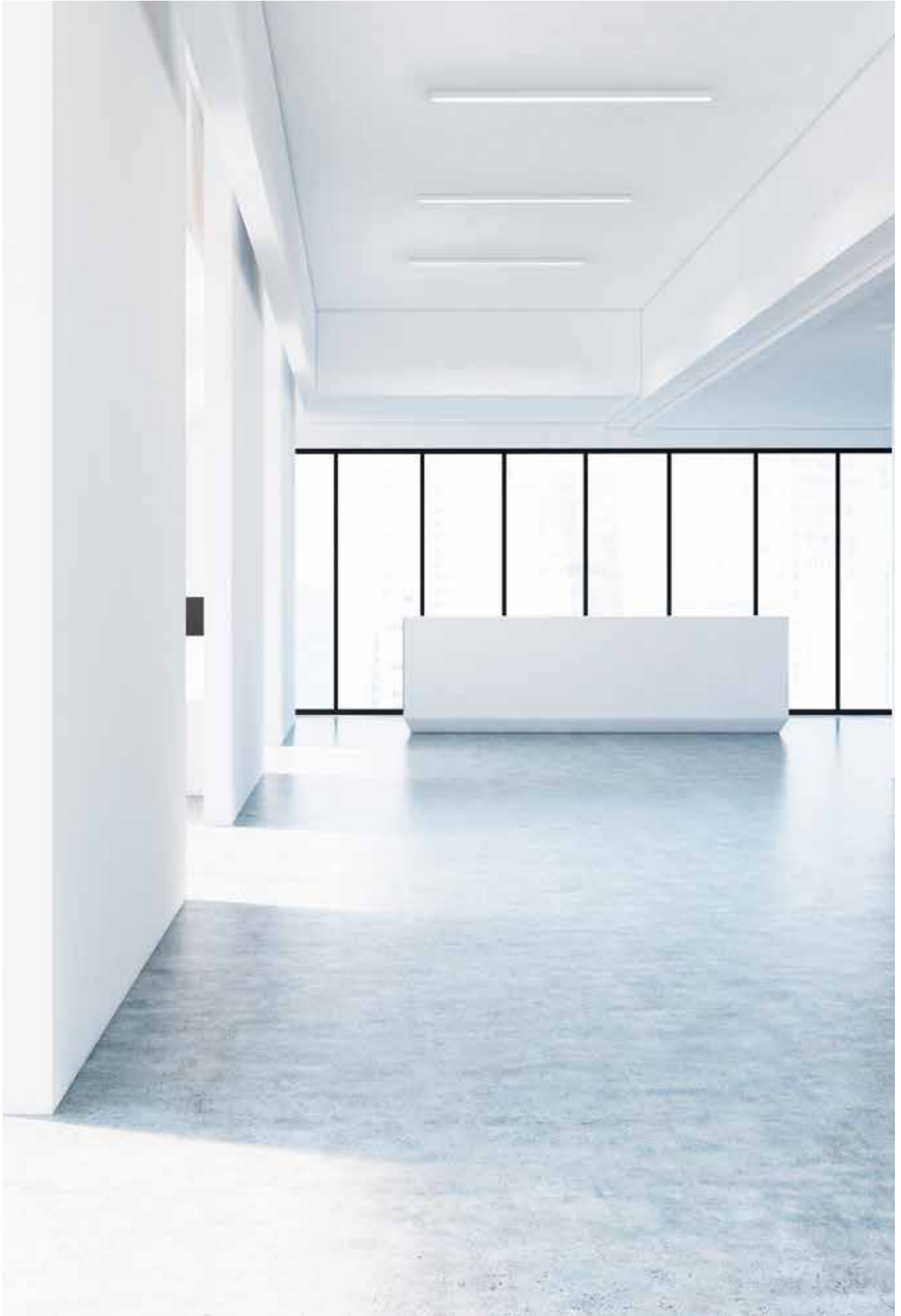
TM30  
Rf: 90, Rg: 98  
(3000 K, CRI>90)

L70 B50=50,000h  
Ta: 25°  
Tc: 85°  
~13.000 hr  
Lm Maintainance: 95%  
(Source: LM80 test report)



Up to  
**168** lm/W

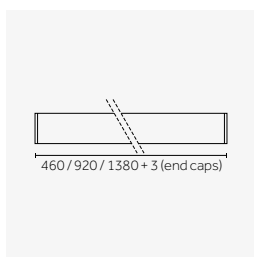
LED	CRI	K	lm/W
LED HW	90	2700	126
LED HQ	90	3000	133
LED WW	80	3000	153
LED NN	80	4000	168



EN Yori Linear is available in single modules or in a continuous line configuration. The elegant, practical continuous line is provided by combining luminaires of different lengths fitted with special plug-and-socket connectors. It is possible to join up to 25 modules or reach a total length of no more than 34 m.

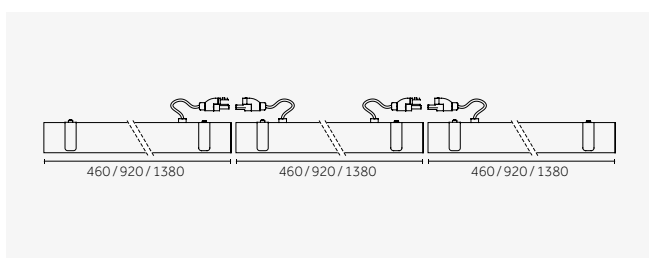
IT Yori linear è disponibile in moduli singoli oppure nella configurazione in linea continua. Elegante e funzionale, la linea continua si ottiene combinando gli apparecchi della lunghezza desiderata dotati degli speciali connettori maschio-femmina. È possibile raggiungere una lunghezza complessiva fino a 34 m o 25 moduli.

## Single

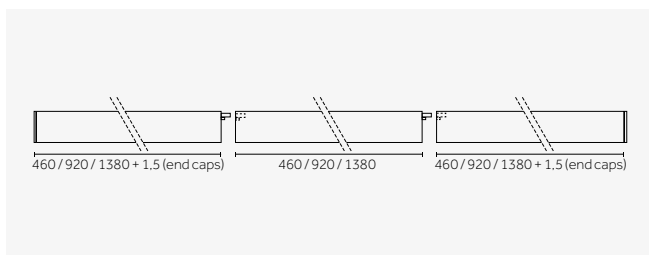


Yori Linear Recessed  
Yori Linear Surface  
Yori Linear Pendant  
Yori Lineare Track

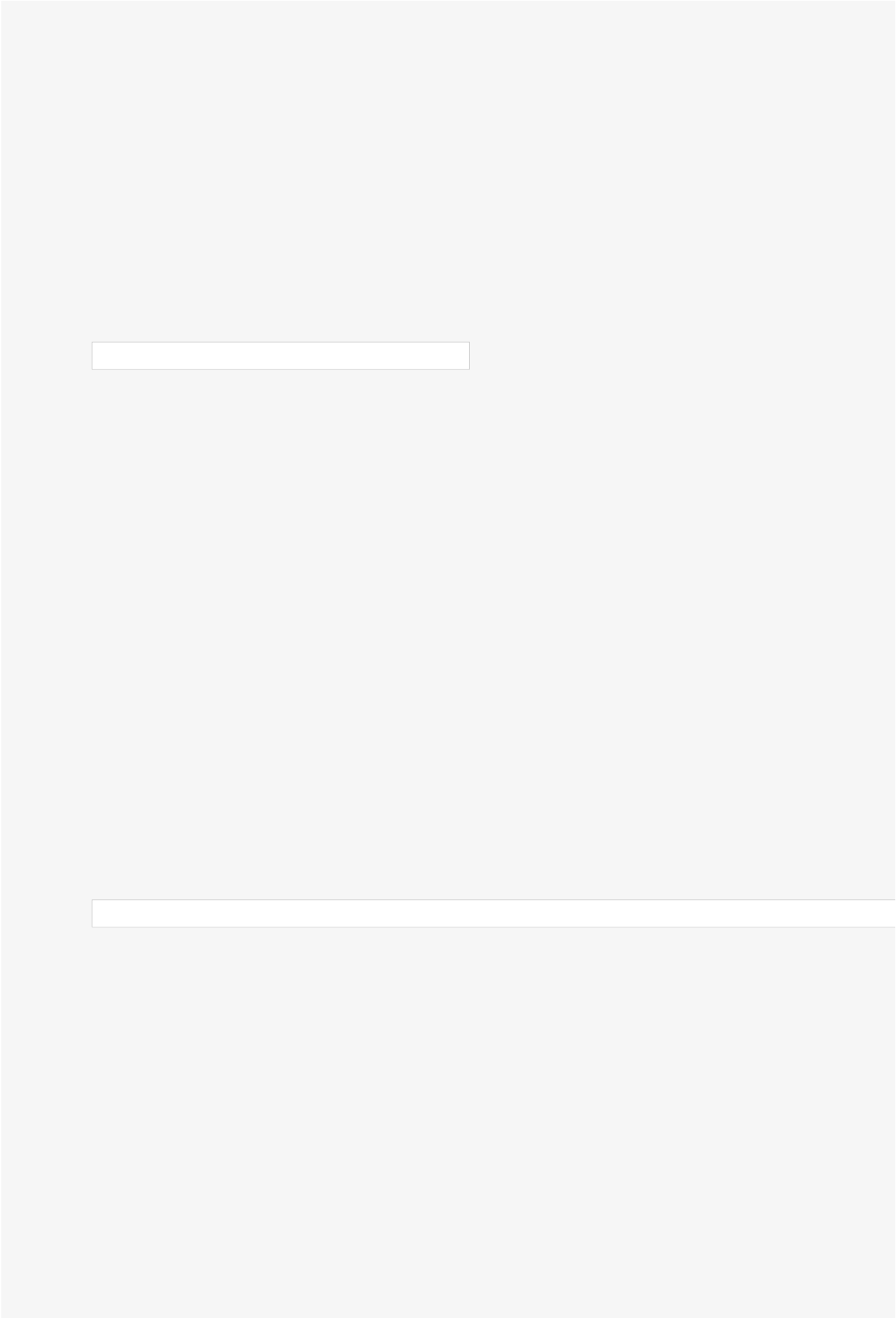
## Continuous line



Yori Linear Recessed



Yori Linear Surface  
Yori Linear Pendant  
Yori Lineare Track





—

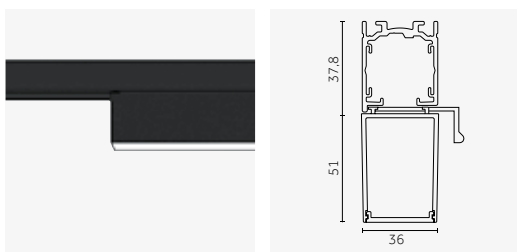
# Yori Linear Track



# Yori Linear Track

EN Yori Linear is designed in line with the proportions of the Yori Track projector, making it a perfect fit on the track. The design and functionality of the two products enable extremely high performance lighting configurations with a discreet, linear visual impact.

IT Yori Linear si sviluppa partendo dalle proporzioni del proiettore Yori Track, integrandosi quindi perfettamente all'interno del binario. Il design e la funzionalità dei due prodotti permettono configurazioni illuminotecniche estremamente performanti dall'impatto visivo discreto e lineare.



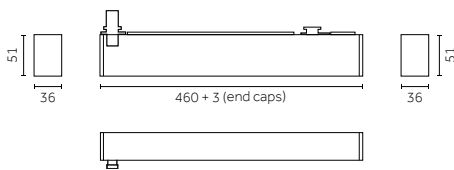
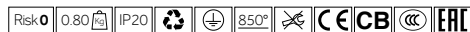
EN Minimum overall dimensions

IT Ingombro minimo



735

### 460 | Single



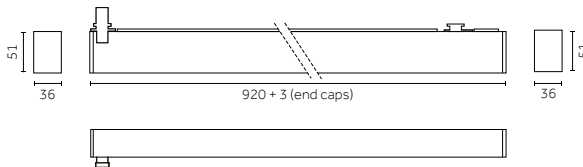
Code example:  
**0 . B F620 . HW 12**

Track/Binario: p.707  
 Finishes: p.724  
 Photometric data:  
 www.reggiani.net

13 W MID POWER LED			Lumen delivered up to 1870 lm / Lumen maintenance: L70 B50=50,000h						
Driver	Diffuser	Beam width	Version	LED	K	CRI	lm	SDCM	Finishes
0 On/Off	B Opal	77°	F620 460mm	HW	2700	>90	1750	<3	12
	G Prismatic	85°		HQ	3000	>90	1900	<3	31
	K Ribbed	78°		WW	3000	>80	2190	<3	
	N Anti-glare louvre	60°		NN	4000	>80	2430	<3	
	T Opal, U-Shape	104°							

LED nominal lumen

### 920 | Single



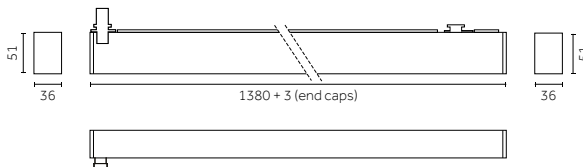
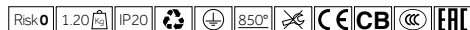
Code example:  
**0 . B F650 . HW 12**

Track/Binario: p.707  
 Finishes: p.724  
 Photometric data:  
 www.reggiani.net

26 W MID POWER LED			Lumen delivered up to 3570 lm / Lumen maintenance: L70 B50=50,000h						
Driver	Diffuser	Beam width	Version	LED	K	CRI	lm	SDCM	Finishes
0 On/Off	B Opal	77°	F650 920mm	HW	2700	>90	3350	<3	12
	G Prismatic	85°		HQ	3000	>90	3640	<3	31
	K Ribbed	78°		WW	3000	>80	4185	<3	
	N Anti-glare louvre	60°		NN	4000	>80	4630	<3	
	T Opal, U-Shape	104°							

LED nominal lumen

### 1380 | Single



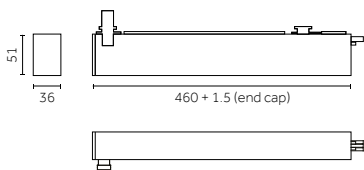

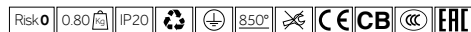
Code example:  
**0 . B F670 . HW 12**

Track/Binario: p.707  
 Finishes: p.724  
 Photometric data:  
 www.reggiani.net

38 W MID POWER LED			Lumen delivered up to 4850 lm / Lumen maintenance: L70 B50=50,000h						
Driver	Diffuser	Beam width	Version	LED	K	CRI	lm	SDCM	Finishes
0 On/Off	B Opal	77°	F670 1380mm	HW	2700	>90	5030	<3	12
	G Prismatic	85°		HQ	3000	>90	5465	<3	31
	K Ribbed	78°		WW	3000	>80	6285	<3	
	N Anti-glare louvre	60°		NN	4000	>80	6740	<3	
	T Opal, U-Shape	104°							

LED nominal lumen

### 460 | Continuous line (Power module)



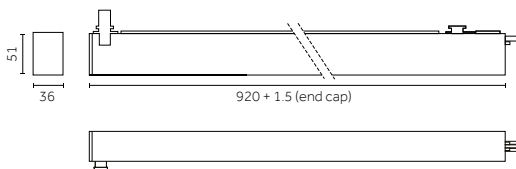

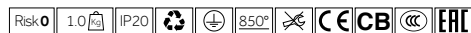
Code example:  
**0 - C F620 - HW 12**

Track/Binario: p.707  
 Finishes: p.724  
 Photometric data:  
 www.reggiani.net

13 W MIDPOWER LED		Lumen delivered up to 1870 lm / Lumen maintenance: L70 B50=50,000h							
Driver	Diffuser	Beam width	Version	LED	K	CRI	lm	SDCM	Finishes
0 On/Off	C Opal	77°	F620 460mm	HW	2700	>90	1750	<3	12
	H Prismatic	85°		HQ	3000	>90	1900	<3	31
	W Ribbed	78°		WW	3000	>80	2190	<3	
	P Anti-glare louver	60°		NN	4000	>80	2430	<3	
	U Opal, U-Shape	104°							

LED nominal lumen

### 920 | Continuous line (Power module)



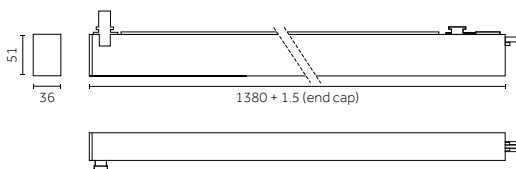
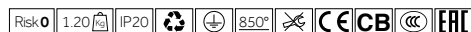
Code example:  
**0 - C F650 - HW 12**

Track/Binario: p.707  
 Finishes: p.724  
 Photometric data:  
 www.reggiani.net

26 W MIDPOWER LED		Lumen delivered up to 3570 lm / Lumen maintenance: L70 B50=50,000h							
Driver	Diffuser	Beam width	Version	LED	K	CRI	lm	SDCM	Finishes
0 On/Off	C Opal	77°	F650 920mm	HW	2700	>90	3350	<3	12
	H Prismatic	85°		HQ	3000	>90	3640	<3	31
	W Ribbed	78°		WW	3000	>80	4185	<3	
	P Anti-glare louver	60°		NN	4000	>80	4630	<3	
	U Opal, U-Shape	104°							

LED nominal lumen

### 1380 | Continuous line (Power module)



Code example:  
**0 - C F670 - HW 12**

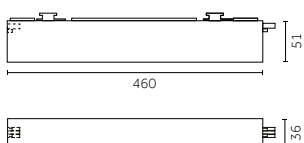
Track/Binario: p.707  
 Finishes: p.724  
 Photometric data:  
 www.reggiani.net

38 W MIDPOWER LED		Lumen delivered up to 4850 lm / Lumen maintenance: L70 B50=50,000h							
Driver	Diffuser	Beam width	Version	LED	K	CRI	lm	SDCM	Finishes
0 On/Off	C Opal	77°	F670 1380mm	HW	2700	>90	5030	<3	12
	H Prismatic	85°		HQ	3000	>90	5465	<3	31
	W Ribbed	78°		WW	3000	>80	6285	<3	
	P Anti-glare louver	60°		NN	4000	>80	6740	<3	
	U Opal, U-Shape	104°							

LED nominal lumen

## 460 | Continuous line (Central module)

Risk 0 0.80 IP20 850°



Code example:  
**0 . D F620 . HW 12**

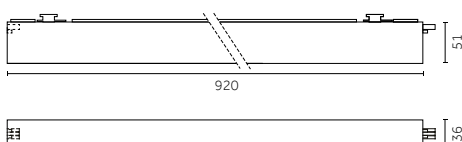

Track/Binario: p.707  
 Finishes: p.724  
 Photometric data:  
 www.reggiani.net

13 W MID POWER LED		Lumen delivered up to 1870 lm / Lumen maintenance: L70 B50=50,000h							
Driver	Diffuser	Beam width	Version	LED	K	CRI	lm	SDCM	Finishes
0 On/Off	D Opal	77°	F620 460mm	HW	2700	>90	1750	<3	12
	L Prismatic	85°		HQ	3000	>90	1900	<3	31
	X Ribbed	78°		WW	3000	>80	2190	<3	
	Q Anti-glare louvre	60°		NN	4000	>80	2430	<3	
	V Opal, U-Shape	104°							

LED nominal lumen

## 920 | Continuous line (Central module)

Risk 0 1.0 IP20 850°



Code example:  
**0 . D F650 . HW 12**

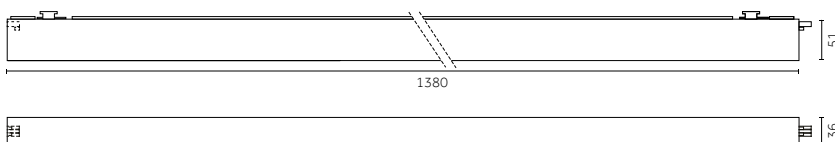
Track/Binario: p.707  
 Finishes: p.724  
 Photometric data:  
 www.reggiani.net

26 W MID POWER LED		Lumen delivered up to 3570 lm / Lumen maintenance: L70 B50=50,000h							
Driver	Diffuser	Beam width	Version	LED	K	CRI	lm	SDCM	Finishes
0 On/Off	D Opal	77°	F650 920mm	HW	2700	>90	3350	<3	12
	L Prismatic	85°		HQ	3000	>90	3640	<3	31
	X Ribbed	78°		WW	3000	>80	4185	<3	
	Q Anti-glare louvre	60°		NN	4000	>80	4630	<3	
	V Opal, U-Shape	104°							

LED nominal lumen

## 1380 | Continuous line (Central module)

Risk 0 1.20 IP20 850°



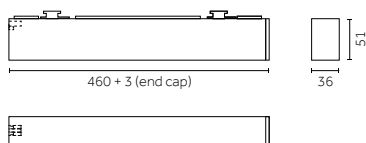

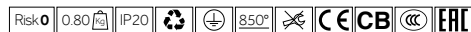
Code example:  
**0 . D F670 . HW 12**

Track/Binario: p.707  
 Finishes: p.724  
 Photometric data:  
 www.reggiani.net

38 W MID POWER LED		Lumen delivered up to 4850 lm / Lumen maintenance: L70 B50=50,000h							
Driver	Diffuser	Beam width	Version	LED	K	CRI	lm	SDCM	Finishes
0 On/Off	D Opal	77°	F670 1380mm	HW	2700	>90	5030	<3	12
	L Prismatic	85°		HQ	3000	>90	5465	<3	31
	X Ribbed	78°		WW	3000	>80	6285	<3	
	Q Anti-glare louvre	60°		NN	4000	>80	6740	<3	
	V Opal, U-Shape	104°							

LED nominal lumen

### 460 | Continuous line (End module)

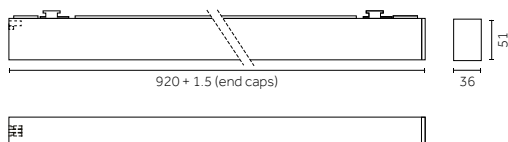

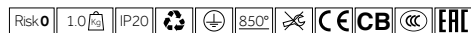


Code example:  
0 . F F620 . HW 12

Track/Binario: p.707  
 Finishes: p.724  
 Photometric data:  
 www.reggiani.net

13 W MIDPOWER LED		Lumen delivered up to 1870 lm / Lumen maintenance: L70 B50=50,000h							Finishes
Driver	Diffuser	Beam width	Version	LED	K	CRI	lm	SDCM	Finishes
<u>0</u> On/Off	<u>F</u> Opal	77°	<u>F620</u> 460mm	<u>HW</u>	2700	>90	1750	<3	<u>12</u>
	<u>M</u> Prismatic	85°		<u>HQ</u>	3000	>90	1900	<3	<u>31</u>
	<u>Y</u> Ribbed	78°		<u>WW</u>	3000	>80	2190	<3	
	<u>R</u> Anti-glare louver	60°		<u>NN</u>	4000	>80	2430	<3	
	<u>Z</u> Opal, U-Shape	104°		LED nominal lumen					

### 920 | Continuous line (End module)

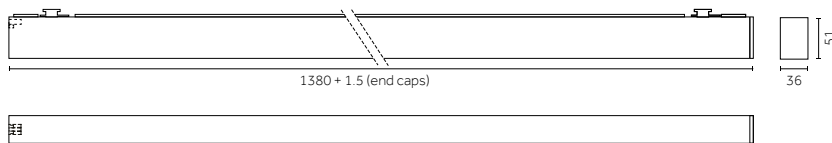

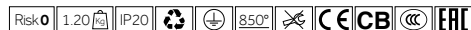


Code example:  
0 . F F650 . HW 12

Track/Binario: p.707  
 Finishes: p.724  
 Photometric data:  
 www.reggiani.net

26 W MIDPOWER LED		Lumen delivered up to 3570 lm / Lumen maintenance: L70 B50=50,000h							Finishes
Driver	Diffuser	Beam width	Version	LED	K	CRI	lm	SDCM	Finishes
<u>0</u> On/Off	<u>F</u> Opal	77°	<u>F650</u> 920mm	<u>HW</u>	2700	>90	3350	<3	<u>12</u>
	<u>M</u> Prismatic	85°		<u>HQ</u>	3000	>90	3640	<3	<u>31</u>
	<u>Y</u> Ribbed	78°		<u>WW</u>	3000	>80	4185	<3	
	<u>R</u> Anti-glare louver	60°		<u>NN</u>	4000	>80	4630	<3	
	<u>Z</u> Opal, U-Shape	104°		LED nominal lumen					

### 1380 | Continuous line (End module)



Code example:  
0 . F F670 . HW 12

Track/Binario: p.707  
 Finishes: p.724  
 Photometric data:  
 www.reggiani.net

38 W MIDPOWER LED		Lumen delivered up to 4850 lm / Lumen maintenance: L70 B50=50,000h							Finishes
Driver	Diffuser	Beam width	Version	LED	K	CRI	lm	SDCM	Finishes
<u>0</u> On/Off	<u>F</u> Opal	77°	<u>F670</u> 1380mm	<u>HW</u>	2700	>90	5030	<3	<u>12</u>
	<u>M</u> Prismatic	85°		<u>HQ</u>	3000	>90	5465	<3	<u>31</u>
	<u>Y</u> Ribbed	78°		<u>WW</u>	3000	>80	6285	<3	
	<u>R</u> Anti-glare louver	60°		<u>NN</u>	4000	>80	6740	<3	
	<u>Z</u> Opal, U-Shape	104°		LED nominal lumen					



—

# Yori Linear Surface/ Pendant



# Yori Linear Surface

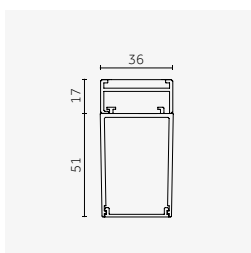
EN Yori Linear Surface can be fitted in single version and in the modules for continuous line connection. The base and the lighting body of Yori Linear surface are connected by a magnetic system, making ceiling mounting extremely easy.

IT Yori Linear Surface è disponibile sia in versione singola che nei moduli per la connessione in linea continua. L'installazione di Yori Linear surface risulta estremamente semplice grazie al sistema di aggancio magnetico tra la base e il corpo illuminante.



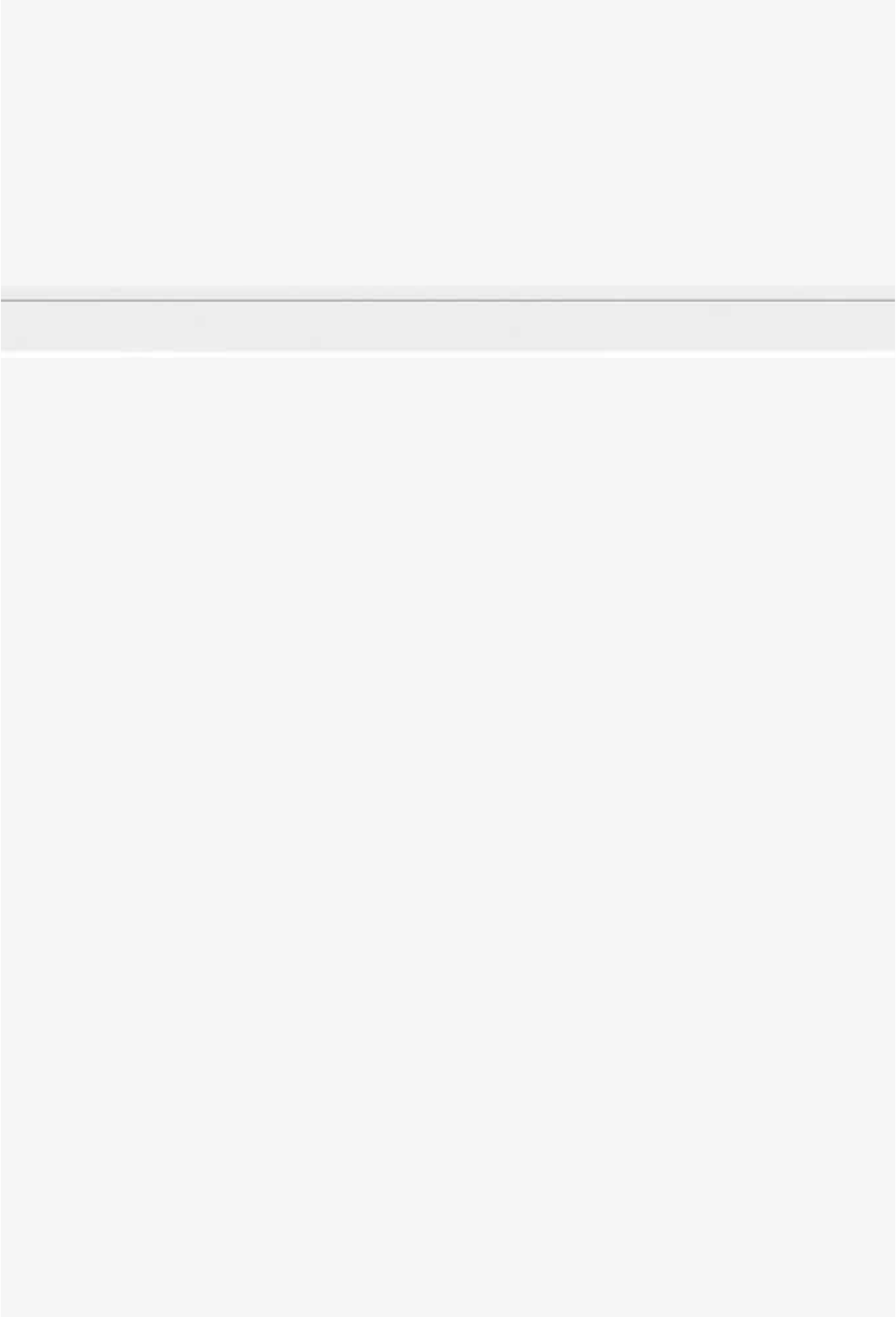
EN Easy installation by magnetic surface base

IT Facile installazione grazie al sistema di aggancio magnetico a superficie




EN Profile dimensions

IT Dimensioni profilo

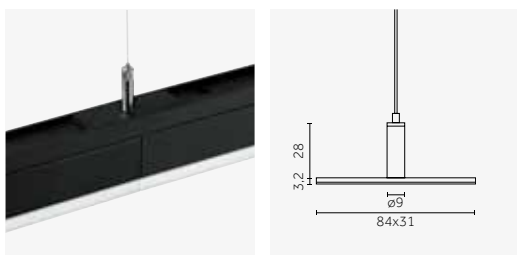


EN It is simple to turn Yori Linear Surface into a pendant luminaire using the bespoke accessories for both single modules and for continuous line configuration.

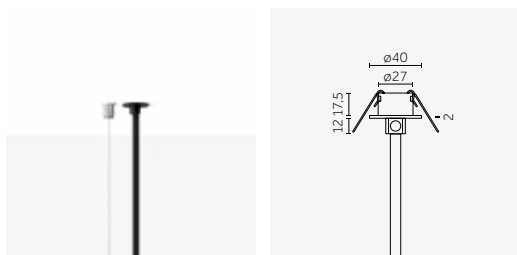
IT Yori Linear Surface può trasformarsi facilmente in un apparecchio a sospensione tramite degli specifici accessori sia per i moduli singoli che per la configurazione in linea continua.



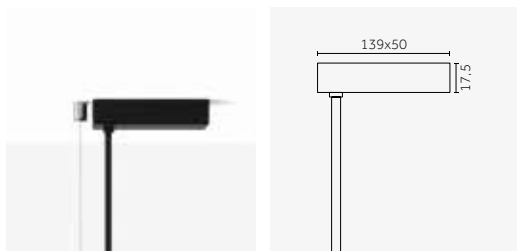
EN Suspension cable  
IT Cavo sospensione




EN Continuous line suspension cable  
IT Cavo sospensione per linea continua



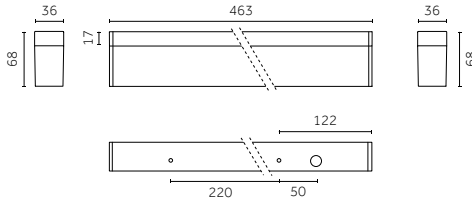
EN Power cable with trimless base  
IT Cavo alimentazione trimless



EN Power cable with trim base  
IT Cavo alimentazione trim



### 460 | Single

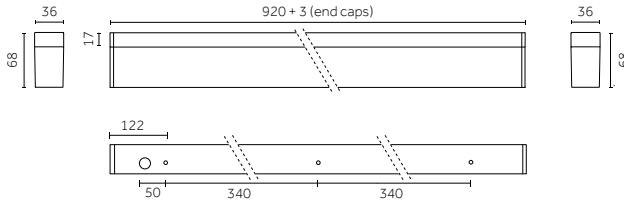


Code example:  
**0 . B H220 . HW 12**

Accessories: p.750  
 Finishes: p.724  
 Photometric data:  
 www.reggiani.net

13 W MID POWER LED			Lumen delivered up to 1870 lm / Lumen maintenance: L70 B50=50,000h						
Driver	Diffuser	Beam width	Version	LED	K	CRI	lm	SDCM	Finishes
<b>0</b> On/Off	<b>B</b> Opal	77°	<b>H220</b> 460mm	<b>HW</b>	2700	>90	1750	<3	<b>12</b>
<b>D</b> DALI	<b>G</b> Prismatic	85°		<b>HQ</b>	3000	>90	1900	<3	<b>31</b>
	<b>K</b> Ribbed	78°		<b>WW</b>	3000	>80	2190	<3	
	<b>N</b> Anti-glare louvre	60°		<b>NN</b>	4000	>80	2430	<3	
	<b>T</b> Opal, U-Shape	104°		LED nominal lumen					

### 920 | Single

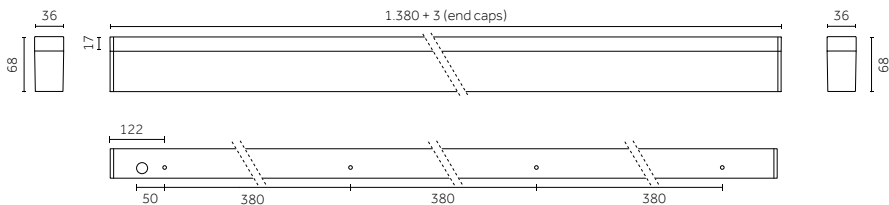


Code example:  
**0 . B H250 . HW 12**

Accessories: p.750  
 Finishes: p.724  
 Photometric data:  
 www.reggiani.net

26 W MID POWER LED			Lumen delivered up to 3570 lm / Lumen maintenance: L70 B50=50,000h						
Driver	Diffuser	Beam width	Version	LED	K	CRI	lm	SDCM	Finishes
<b>0</b> On/Off	<b>B</b> Opal	77°	<b>H250</b> 920mm	<b>HW</b>	2700	>90	3350	<3	<b>12</b>
<b>D</b> DALI	<b>G</b> Prismatic	85°		<b>HQ</b>	3000	>90	3640	<3	<b>31</b>
	<b>K</b> Ribbed	78°		<b>WW</b>	3000	>80	4185	<3	
	<b>N</b> Anti-glare louvre	60°		<b>NN</b>	4000	>80	4630	<3	
	<b>T</b> Opal, U-Shape	104°		LED nominal lumen					

### 1380 | Single

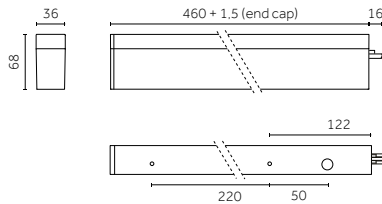

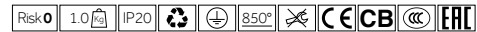


Code example:  
**0 . B H270 . HW 12**

Accessories: p.750  
 Finishes: p.724  
 Photometric data:  
 www.reggiani.net

38 W MID POWER LED			Lumen delivered up to 4850 lm / Lumen maintenance: L70 B50=50,000h						
Driver	Diffuser	Beam width	Version	LED	K	CRI	lm	SDCM	Finishes
<b>0</b> On/Off	<b>B</b> Opal	77°	<b>H270</b> 1380mm	<b>HW</b>	2700	>90	5030	<3	<b>12</b>
<b>D</b> DALI	<b>G</b> Prismatic	85°		<b>HQ</b>	3000	>90	5465	<3	<b>31</b>
	<b>K</b> Ribbed	78°		<b>WW</b>	3000	>80	6285	<3	
	<b>N</b> Anti-glare louvre	60°		<b>NN</b>	4000	>80	6740	<3	
	<b>T</b> Opal, U-Shape	104°		LED nominal lumen					

### 460 | Continuous line (Power module)



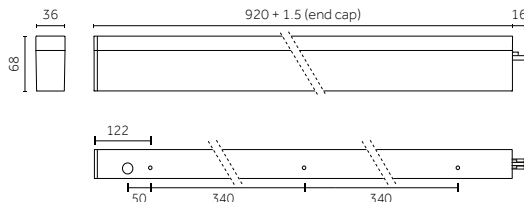

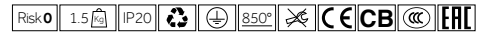
Code example:  
**O . C H220 . HW 12**

Accessories: p.750  
 Finishes: p.724  
 Photometric data:  
 www.reggiani.net

13 W MIDPOWER LED			Lumen delivered up to 1870 lm / Lumen maintenance: L70 B50=50,000h							
Driver	Diffuser	Beam width	Version	LED	K	CRI	lm	SDCM	Finishes	
<b>O</b> On/Off	<b>C</b> Opal	77°	<b>H220</b> 460mm	<b>HW</b>	2700	>90	1750	<3	<b>12</b>	
<b>D</b> DALI	<b>H</b> Prismatic	85°		<b>HQ</b>	3000	>90	1900	<3	<b>31</b>	
	<b>W</b> Ribbed	78°		<b>WW</b>	3000	>80	2190	<3		
	<b>P</b> Anti-glare louvre	60°		<b>NN</b>	4000	>80	2430	<3		
	<b>U</b> Opal, U-Shape	104°								

LED nominal lumen

### 920 | Continuous line (Power module)



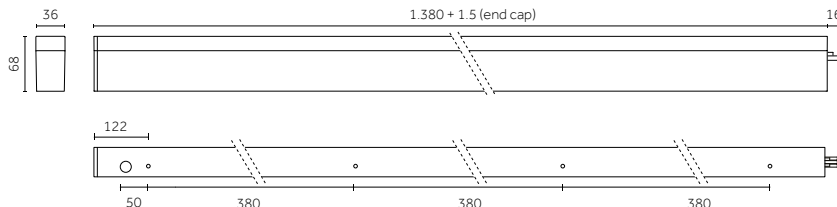

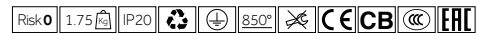
Code example:  
**O . C H250 . HW 12**

Accessories: p.750  
 Finishes: p.724  
 Photometric data:  
 www.reggiani.net

26 W MIDPOWER LED			Lumen delivered up to 3570 lm / Lumen maintenance: L70 B50=50,000h							
Driver	Diffuser	Beam width	Version	LED	K	CRI	lm	SDCM	Finishes	
<b>O</b> On/Off	<b>C</b> Opal	77°	<b>H250</b> 920mm	<b>HW</b>	2700	>90	3350	<3	<b>12</b>	
<b>D</b> DALI	<b>H</b> Prismatic	85°		<b>HQ</b>	3000	>90	3640	<3	<b>31</b>	
	<b>W</b> Ribbed	78°		<b>WW</b>	3000	>80	4185	<3		
	<b>P</b> Anti-glare louvre	60°		<b>NN</b>	4000	>80	4630	<3		
	<b>U</b> Opal, U-Shape	104°								

LED nominal lumen

### 1380 | Continuous line (Power module)



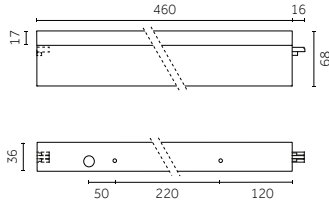
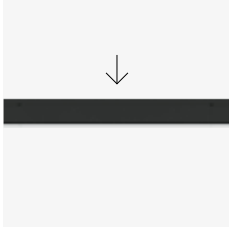
Code example:  
**O . C H270 . HW 12**

Accessories: p.750  
 Finishes: p.724  
 Photometric data:  
 www.reggiani.net

38 W MIDPOWER LED			Lumen delivered up to 4850 lm / Lumen maintenance: L70 B50=50,000h							
Driver	Diffuser	Beam width	Version	LED	K	CRI	lm	SDCM	Finishes	
<b>O</b> On/Off	<b>C</b> Opal	77°	<b>H270</b> 1380mm	<b>HW</b>	2700	>90	5030	<3	<b>12</b>	
<b>D</b> DALI	<b>H</b> Prismatic	85°		<b>HQ</b>	3000	>90	5465	<3	<b>31</b>	
	<b>W</b> Ribbed	78°		<b>WW</b>	3000	>80	6285	<3		
	<b>P</b> Anti-glare louvre	60°		<b>NN</b>	4000	>80	6740	<3		
	<b>U</b> Opal, U-Shape	104°								

LED nominal lumen

### 460 | Continuous line (Central module)



Code example:  
**0 . D H220 . HW 12**

Accessories: p.750  
 Finishes: p.724  
 Photometric data:  
 www.reggiani.net

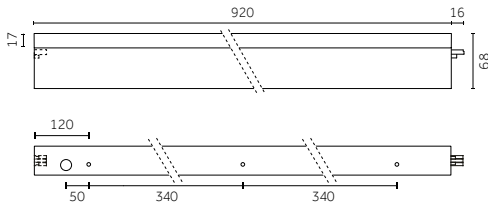
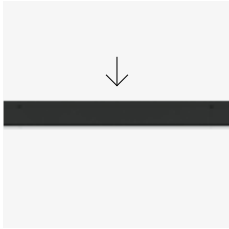
#### 13 W MID POWER LED

Lumen delivered up to 1870 lm / Lumen maintenance: L70 B50=50,000h

Driver	Diffuser	Beam width	Version	LED	K	CRI	lm	SDCM	Finishes
<b>0</b> On/Off	<b>D</b> Opal	77°	<b>H220</b> 460mm	<b>HW</b>	2700	>90	1750	<3	<b>12</b>
<b>D</b> DALI	<b>L</b> Prismatic	85°		<b>HQ</b>	3000	>90	1900	<3	<b>31</b>
	<b>X</b> Ribbed	78°		<b>WW</b>	3000	>80	2190	<3	
	<b>Q</b> Anti-glare louvre	60°		<b>NN</b>	4000	>80	2430	<3	
	<b>V</b> Opal, U-Shape	104°							

LED nominal lumen

### 920 | Continuous line (Central module)



Code example:  
**0 . D H250 . HW 12**

Accessories: p.750  
 Finishes: p.724  
 Photometric data:  
 www.reggiani.net

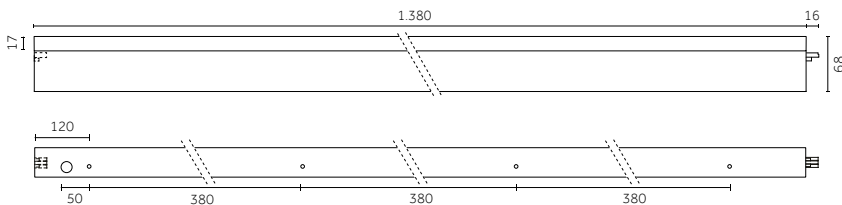

#### 26 W MID POWER LED

Lumen delivered up to 3570 lm / Lumen maintenance: L70 B50=50,000h

Driver	Diffuser	Beam width	Version	LED	K	CRI	lm	SDCM	Finishes
<b>0</b> On/Off	<b>D</b> Opal	77°	<b>H250</b> 920mm	<b>HW</b>	2700	>90	3350	<3	<b>12</b>
<b>D</b> DALI	<b>L</b> Prismatic	85°		<b>HQ</b>	3000	>90	3640	<3	<b>31</b>
	<b>X</b> Ribbed	78°		<b>WW</b>	3000	>80	4185	<3	
	<b>Q</b> Anti-glare louvre	60°		<b>NN</b>	4000	>80	4630	<3	
	<b>V</b> Opal, U-Shape	104°							

LED nominal lumen

### 1380 | Continuous line (Central module)



Code example:  
**0 . D H270 . HW 12**

Accessories: p.750  
 Finishes: p.724  
 Photometric data:  
 www.reggiani.net

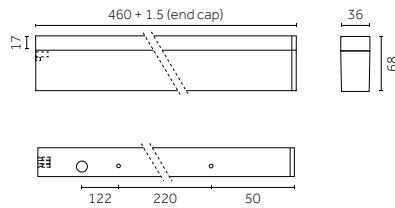

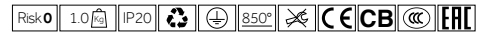
#### 38 W MID POWER LED

Lumen delivered up to 4850 lm / Lumen maintenance: L70 B50=50,000h

Driver	Diffuser	Beam width	Version	LED	K	CRI	lm	SDCM	Finishes
<b>0</b> On/Off	<b>D</b> Opal	77°	<b>H270</b> 1380mm	<b>HW</b>	2700	>90	5030	<3	<b>12</b>
<b>D</b> DALI	<b>L</b> Prismatic	85°		<b>HQ</b>	3000	>90	5465	<3	<b>31</b>
	<b>X</b> Ribbed	78°		<b>WW</b>	3000	>80	6285	<3	
	<b>Q</b> Anti-glare louvre	60°		<b>NN</b>	4000	>80	6740	<3	
	<b>V</b> Opal, U-Shape	104°							

LED nominal lumen

### 460 | Continuous line (End module)



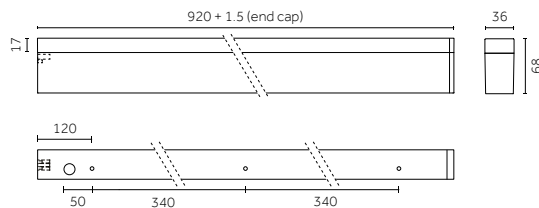

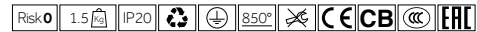
Code example:  
**O** . **F** **H220** . **HW** **12**

Accessories: p.750  
 Finishes: p.724  
 Photometric data:  
 www.reggiani.net

13 W MIDPOWER LED		Lumen delivered up to 1870 lm / Lumen maintenance: L70 B50=50,000h							Finishes
Driver	Diffuser	Beam width	Version	LED	K	CRI	lm	SDCM	Finishes
<b>O</b> On/Off	<b>F</b> Opal	77°	<b>H220</b> 460mm	<b>HW</b>	2700	>90	1750	<3	<b>12</b>
<b>D</b> DALI	<b>M</b> Prismatic	85°		<b>HQ</b>	3000	>90	1900	<3	<b>31</b>
	<b>Y</b> Ribbed	78°		<b>WW</b>	3000	>80	2190	<3	
	<b>R</b> Anti-glare louvre	60°		<b>NN</b>	4000	>80	2430	<3	
	<b>Z</b> Opal, U-Shape	104°							

LED nominal lumen

### 920 | Continuous line (End module)



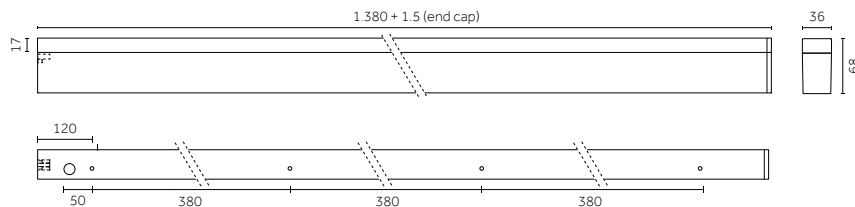

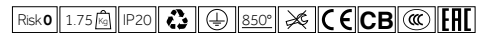
Code example:  
**O** . **F** **H250** . **HW** **12**

Accessories: p.750  
 Finishes: p.724  
 Photometric data:  
 www.reggiani.net

26 W MIDPOWER LED		Lumen delivered up to 3570 lm / Lumen maintenance: L70 B50=50,000h							Finishes
Driver	Diffuser	Beam width	Version	LED	K	CRI	lm	SDCM	Finishes
<b>O</b> On/Off	<b>F</b> Opal	77°	<b>H250</b> 920mm	<b>HW</b>	2700	>90	3350	<3	<b>12</b>
<b>D</b> DALI	<b>M</b> Prismatic	85°		<b>HQ</b>	3000	>90	3640	<3	<b>31</b>
	<b>Y</b> Ribbed	78°		<b>WW</b>	3000	>80	4185	<3	
	<b>R</b> Anti-glare louvre	60°		<b>NN</b>	4000	>80	4630	<3	
	<b>Z</b> Opal, U-Shape	104°							

LED nominal lumen

### 1380 | Continuous line (End module)



Code example:  
**O** . **F** **H270** . **HW** **12**

Accessories: p.750  
 Finishes: p.724  
 Photometric data:  
 www.reggiani.net

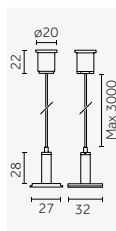
38 W MIDPOWER LED		Lumen delivered up to 4850 lm / Lumen maintenance: L70 B50=50,000h							Finishes
Driver	Diffuser	Beam width	Version	LED	K	CRI	lm	SDCM	Finishes
<b>O</b> On/Off	<b>F</b> Opal	77°	<b>H270</b> 1380mm	<b>HW</b>	2700	>90	5030	<3	<b>12</b>
<b>D</b> DALI	<b>M</b> Prismatic	85°		<b>HQ</b>	3000	>90	5465	<3	<b>31</b>
	<b>Y</b> Ribbed	78°		<b>WW</b>	3000	>80	6285	<3	
	<b>R</b> Anti-glare louvre	60°		<b>NN</b>	4000	>80	6740	<3	
	<b>Z</b> Opal, U-Shape	104°							

LED nominal lumen



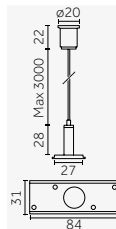

## Accessories

### Single-Continuous line



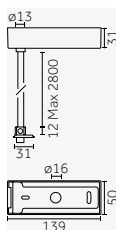
**Description**  
 Suspension cables: guide (2x), steel cables (2x), ceiling roses (2x)/  
 Cavi di sospensione: guide (2x), cavi in acciaio (2x), rosoni (2x)

Code	Finishes
0.26150.00	12 <input type="checkbox"/>
	31 <input type="checkbox"/>



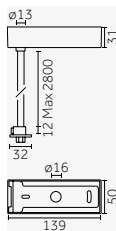
**Description**  
 Continuous line suspension cable/  
 Cavo di sospensione per linea continua

Code	Finishes
0.26155.00	12 <input type="checkbox"/>
	31 <input type="checkbox"/>



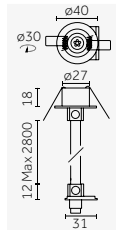
**Description**  
 Power cable with trim base (On-Off)/  
 Cavo alimentazione trim (On-Off)

Code	Finishes
0.26151.00	12 <input type="checkbox"/>
	31 <input type="checkbox"/>



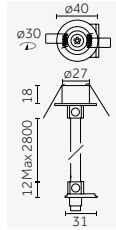
**Description**  
 Power cable with trim base (DALI)/  
 Cavo alimentazione trim (DALI)

Code	Finishes
0.26152.00	12 <input type="checkbox"/>
	31 <input type="checkbox"/>



**Description**  
 Power cable with trimless base (On-Off)/  
 Cavo alimentazione trimless (On-Off)

Code	Finishes
0.26153.00	12 <input type="checkbox"/>
	31 <input type="checkbox"/>



**Description**  
 Power cable with trimless base (DALI)/  
 Cavo alimentazione trimless (DALI)

Code	Finishes
0.26154.00	12 <input type="checkbox"/>
	31 <input type="checkbox"/>





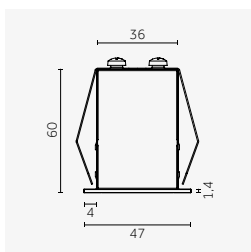
—

# Yori Linear Recessed

# Yori Linear Recessed

EN Yori Linear Recessed features an elegant, understated line with a trim of only 4 mm. The 60-mm thick, die-cast aluminium body houses the driver, making the luminaire compact and suitable for installation in confined false ceiling spaces.

IT La versione da incasso è caratterizzata da una linea elegante e minimale con una flangia di soli 4 mm. Il corpo in alluminio pressofuso di 60 mm di altezza include il driver e rende l'apparecchio compatto e adatto per installazioni dove lo spazio all'interno del controsoffitto risulta ridotto.



EN Minimum overall dimensions

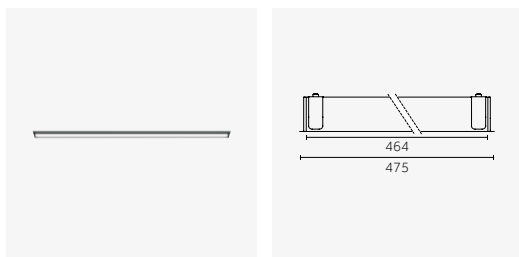
IT Ingombro minimo



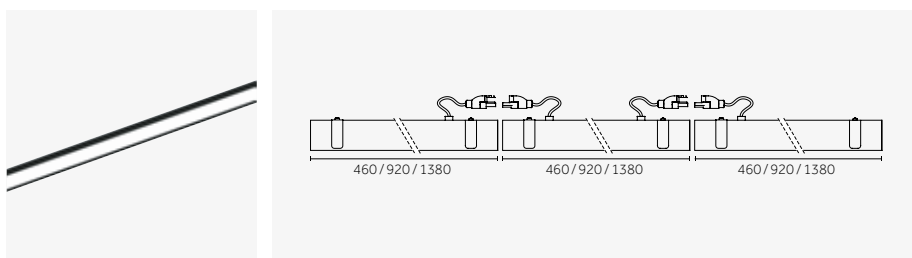
EN The continuous line configuration of Yori Linear recessed includes a 90° corner module for even more versatile lighting design projects.

IT La configurazione in linea continua di Yori Linear Recessed comprende, oltre ai moduli standard, anche un modulo angolare a 90° che permette di realizzare progetti illuminotecnici più flessibili.

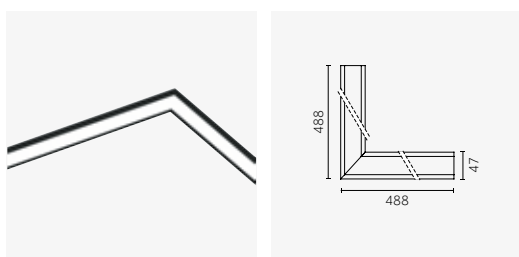
### Single



### Continuous line



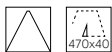
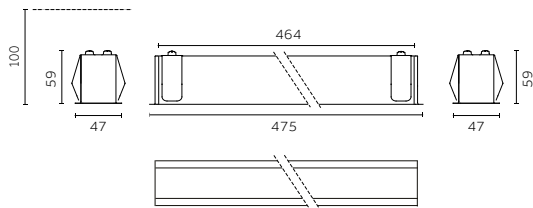
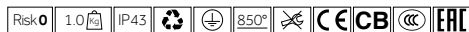
### 90° Module







### 460 | Single



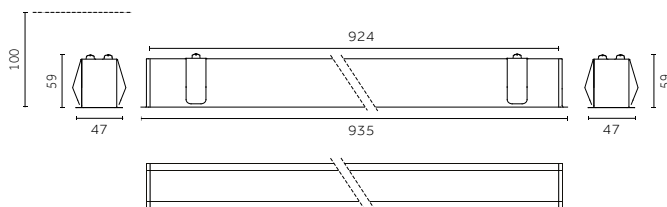
Code example:  
**0 . B H020 . HW 12**

Finishes: p.724  
 Photometric data:  
 www.reggiani.net

13 W MID POWER LED			Lumen delivered up to 1870 lm / Lumen maintenance: L70 B50=50,000h						
Driver	Diffuser	Beam width	Version	LED	K	CRI	lm	SDCM	Finishes
<b>0</b> On/Off	<b>B</b> Opal	77°	<b>H020</b> 475mm	<b>HW</b>	2700	>90	1750	<3	<b>12</b>
<b>D</b> DALI	<b>G</b> Prismatic	85°		<b>HQ</b>	3000	>90	1900	<3	<b>31</b>
	<b>K</b> Ribbed	78°		<b>WW</b>	3000	>80	2190	<3	
	<b>N</b> Anti-glare louvre	60°		<b>NN</b>	4000	>80	2430	<3	

LED nominal lumen

### 920 | Single



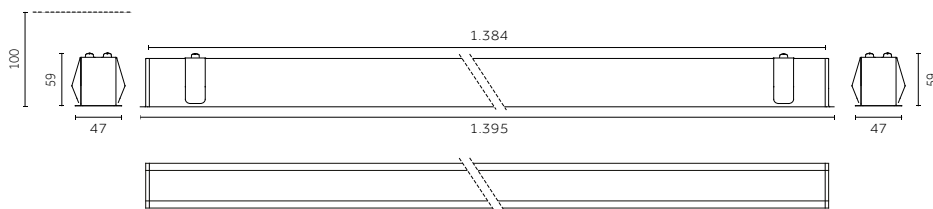
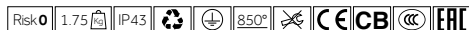
Code example:  
**0 . B H050 . HW 12**

Finishes: p.724  
 Photometric data:  
 www.reggiani.net

26 W MID POWER LED			Lumen delivered up to 3570 lm / Lumen maintenance: L70 B50=50,000h						
Driver	Diffuser	Beam width	Version	LED	K	CRI	lm	SDCM	Finishes
<b>0</b> On/Off	<b>B</b> Opal	77°	<b>H050</b> 935mm	<b>HW</b>	2700	>90	3350	<3	<b>12</b>
<b>D</b> DALI	<b>G</b> Prismatic	85°		<b>HQ</b>	3000	>90	3640	<3	<b>31</b>
	<b>K</b> Ribbed	78°		<b>WW</b>	3000	>80	4185	<3	
	<b>N</b> Anti-glare louvre	60°		<b>NN</b>	4000	>80	4630	<3	

LED nominal lumen

### 1380 | Single



Code example:  
**0 . B H070 . HW 12**

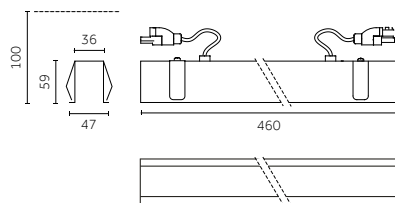
Finishes: p.724  
 Photometric data:  
 www.reggiani.net

38 W MID POWER LED			Lumen delivered up to 4850 lm / Lumen maintenance: L70 B50=50,000h						
Driver	Diffuser	Beam width	Version	LED	K	CRI	lm	SDCM	Finishes
<b>0</b> On/Off	<b>B</b> Opal	77°	<b>H070</b> 1395mm	<b>HW</b>	2700	>90	5030	<3	<b>12</b>
<b>D</b> DALI	<b>G</b> Prismatic	85°		<b>HQ</b>	3000	>90	5465	<3	<b>31</b>
	<b>K</b> Ribbed	78°		<b>WW</b>	3000	>80	6285	<3	
	<b>N</b> Anti-glare louvre	60°		<b>NN</b>	4000	>80	6740	<3	

LED nominal lumen

## 460 | Continuos line

Risk 0 1.0 IP43 IP43 850° CE CB ENEC



Code example:

**O** . **C** **H020** . **HW** **12**

Accessories: p.760

Finishes: p.724

Photometric data:

www.reggiani.net

**13 W** MIDPOWER LED

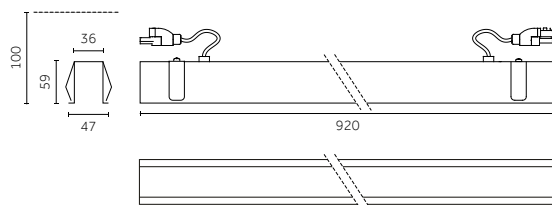

Lumen delivered up to 1870 lm / Lumen maintenance: L70 B50=50,000h

Driver	Diffuser	Beam width	Version	LED	K	CRI	lm	SDCM	Finishes
<b>O</b> On/Off	<b>C</b> Opal	77°	<b>H020</b> 460mm	<b>HW</b>	2700	>90	1750	<3	<b>12</b>
<b>D</b> DALI	<b>L</b> Prismatic	85°		<b>HQ</b>	3000	>90	1900	<3	<b>31</b>
	<b>R</b> Ribbed	78°		<b>WW</b>	3000	>80	2190	<3	
	<b>P</b> Anti-glare louvre	60°		<b>NN</b>	4000	>80	2430	<3	

LED nominal lumen

## 920 | Continuos line

Risk 0 1.5 IP43 IP43 850° CE CB ENEC



Code example:

**O** . **C** **H050** . **HW** **12**

Accessories: p.760

Finishes: p.724

Photometric data:

www.reggiani.net

**26 W** MIDPOWER LED

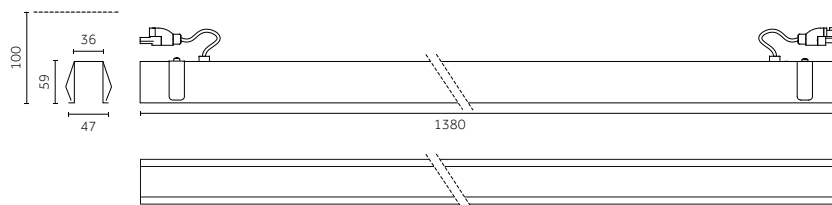

Lumen delivered up to 3570 lm / Lumen maintenance: L70 B50=50,000h

Driver	Diffuser	Beam width	Version	LED	K	CRI	lm	SDCM	Finishes
<b>O</b> On/Off	<b>C</b> Opal	77°	<b>H050</b> 920mm	<b>HW</b>	2700	>90	3350	<3	<b>12</b>
<b>D</b> DALI	<b>L</b> Prismatic	85°		<b>HQ</b>	3000	>90	3640	<3	<b>31</b>
	<b>R</b> Ribbed	78°		<b>WW</b>	3000	>80	4185	<3	
	<b>P</b> Anti-glare louvre	60°		<b>NN</b>	4000	>80	4630	<3	

LED nominal lumen

## 1380 | Continuos line

Risk 0 1.75 IP43 IP43 850° CE CB ENEC



Code example:

**O** . **C** **H070** . **HW** **12**

Accessories: p.760

Finishes: p.724

Photometric data:

www.reggiani.net

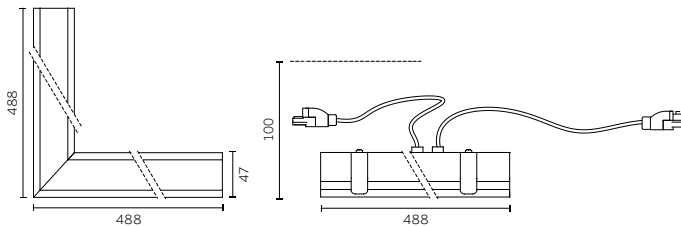
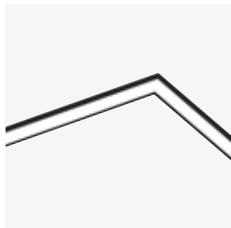
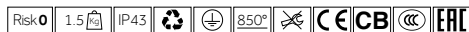
**38 W** MIDPOWER LED

Lumen delivered up to 4850 lm / Lumen maintenance: L70 B50=50,000h

Driver	Diffuser	Beam width	Version	LED	K	CRI	lm	SDCM	Finishes
<b>O</b> On/Off	<b>C</b> Opal	77°	<b>H070</b> 1380mm	<b>HW</b>	2700	>90	5030	<3	<b>12</b>
<b>D</b> DALI	<b>L</b> Prismatic	85°		<b>HQ</b>	3000	>90	5465	<3	<b>31</b>
	<b>R</b> Ribbed	78°		<b>WW</b>	3000	>80	6285	<3	
	<b>P</b> Anti-glare louvre	60°		<b>NN</b>	4000	>80	6740	<3	

LED nominal lumen

90° Module



Code example:  
**0 . D H050 . HW 12**

Accessories: p.760  
 Finishes: p.724  
 Photometric data:  
[www.reggiani.net](http://www.reggiani.net)

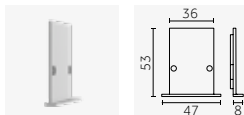
26 W MID POWER LED		Lumen delivered up to 3570 lm / Lumen maintenance: L70 B50=50,000h							
Driver	Diffuser	Beam width	Version	LED	K	CRI	lm	SDCM	Finishes
<b>0</b> On/Off	<b>D</b> Opal	77°	<b>H050</b> 935mm	<b>HW</b>	2700	>90	3350	<3	<b>12</b>
<b>D</b> DALI	<b>M</b> Prismatic	85°		<b>HQ</b>	3000	>90	3640	<3	<b>31</b>
	<b>T</b> Ribbed	78°		<b>WW</b>	3000	>80	4185	<3	
	<b>Q</b> Anti-glare louvre	60°		<b>NN</b>	4000	>80	4630	<3	

LED nominal lumen

Accessories

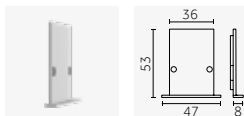
End cap/  
 Tappo di chiusura

460, 920, 1380 | Continuous line



Description	Code	Finishes
End cap (2pcs)/ Tappo di chiusura (2pz)	<b>0.26156.00</b>	<b>12</b> <b>31</b>

90° Module



Description	Code	Finishes
End cap (2pcs)/ Tappo di chiusura (2pz)	<b>0.26156.00</b>	<b>12</b> <b>31</b>

