





Yori range:



Yori




373 Yori Wall




805 Yori Surface/Pendant 861

# Yori Linear





# Yori Linear

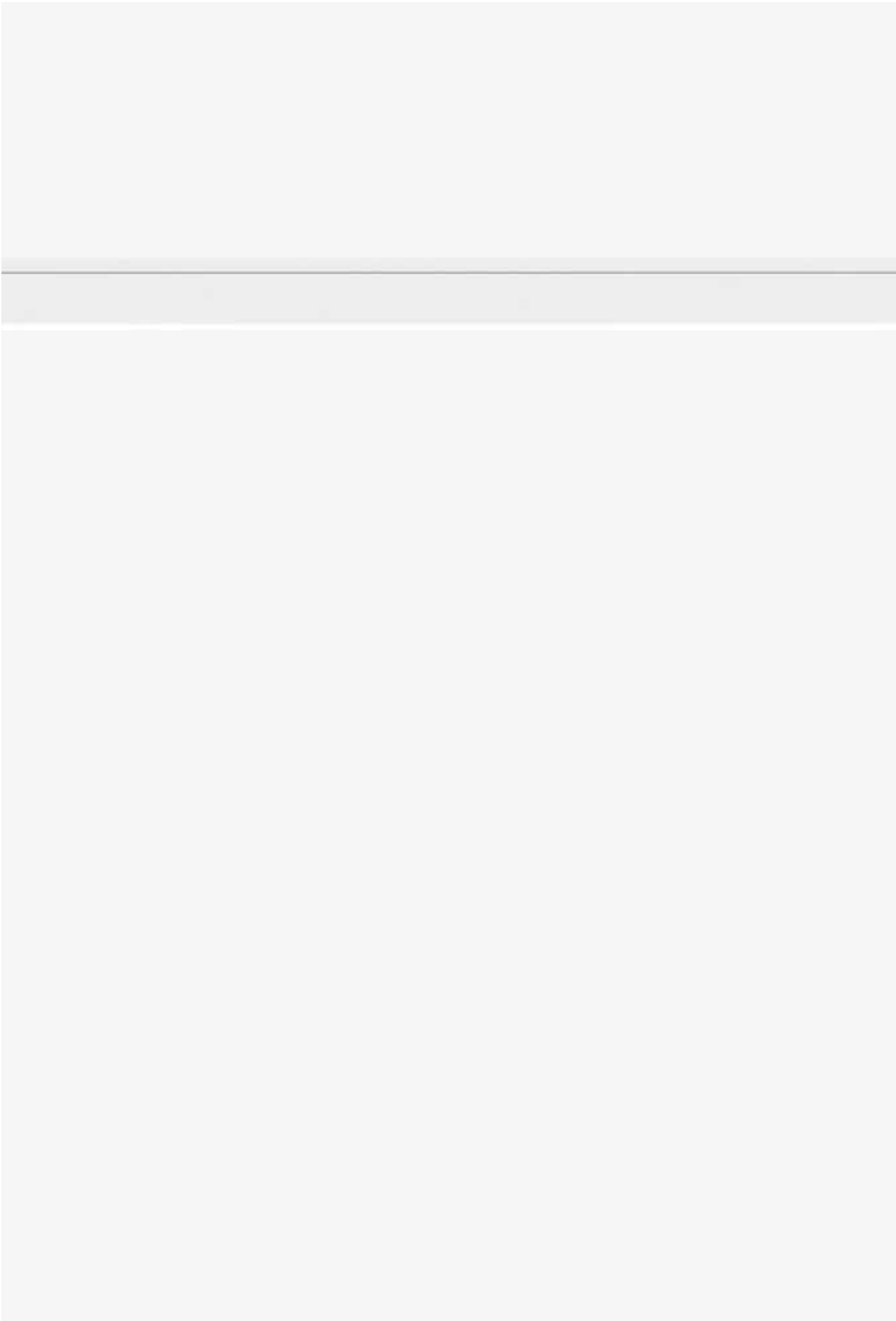


DE Yori Linear ist die optimale Lösung, um ein weiches und diffuses Licht mit einer Akzentbeleuchtung zu ergänzen. Yori Linear ist für die Stromschienen-, Anbau-, Pendel- und Einbaumontage geeignet und lässt sich dank des schlichten, minimalistischen Designs einfach in jedes Licht-Layout integrieren.















RU Yori Linear - лучшее решение для сочетания мягкого и рассеянного освещения с акцентирующими решениями. Yori Linear, доступный в вариантах для установки на шину, на поверхность, в подвесном и встраиваемом варианте, можно легко вписать в любой осветительный сценарий благодаря простой и минималистской конструкции.

## Overview




Application:	Track, Surface, Pendant, Recessed
Light source:	MID POWER LED
Watt:	13 W - 38 W
Kelvin:	2700 K, 3000 K, 4000 K
Lumen:	1750 lm - 6740 lm
CRI:	>80, >90
SDCM:	<3
IP:	20, 43
Control options:	On/Off, DALI



System/ Система			
Single/	 <b>Yori Linear Track</b>	 <b>Yori Linear Surface</b>	 <b>Yori Linear Recessed</b>
Continuos line	 <b>Yori Linear Track Continuous line</b>	 <b>Yori Linear Surface Continuous line</b>	 <b>Yori Linear Recessed Continuous line</b>
Yori Linear Surface Version mit Zubehör/ Вариант с дополнительным приспособлением	 <b>Yori Linear Pendant</b>		
Farben/ Отделка	  <b>12</b> Weiß matt bossiert/ Рельефный белый матовый <b>31</b> Schwarz matt bossiert/ Рельефный черный матовый		
Ausstrahlungswinkel/ Варианты пучка	 <b>Breit strahlend/ Широкий пучок</b>		


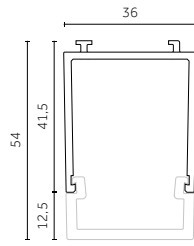

Abmessungen und technische Daten/ Размеры и технические характеристики				
	460 mm	920 mm	1380 mm	90° Module
Yori Linear Track p.733				
	Single p.736 Continuous line p.737-739	Single p.736 Continuous line p.737-739	Single p.736 Continuous line p.737-739	
Yori Linear Surface/Pendant p.741				
	Single p.746 Continuous line p.747-749	Single p.746 Continuous line p.747-749	Single p.746 Continuous line p.747-749	
Yori Linear Recessed p.753				
	Single p.758 Continuous line p.759	Single p.758 Continuous line p.759	Single p.758 Continuous line p.759	90° module Continuous line p.760
Maximale Innenabmessungen/ Максимальные внутренние габаритные размеры	 470x40	 930x40	 1390x40	 480x40 / 480x40
Ausstrahlungswinkel/ Угол раскрытия пучка	60°, 77°, 78°, 85°, 104°	60°, 77°, 78°, 85°, 104°	60°, 77°, 78°, 85°, 104°	60°, 77°, 78°, 85°, 104°
Lichtquelle/ Источник света	MID POWER LED 13 W 1750lm - 2430lm L70 B50=50,000h 2700K, 3000K, 4000K SDCM <3 CRI >80, CRI >90	MID POWER LED 26 W 3350lm - 4630lm L70 B50=50,000h 2700K, 3000K, 4000K SDCM <3 CRI >80, CRI >90	MID POWER LED 38 W 5030lm - 6740lm L70 B50=50,000h 2700K, 3000K, 4000K SDCM <3 CRI >80, CRI >90	MID POWER LED 26 W 3350lm - 4630lm L70 B50=50,000h 2700K, 3000K, 4000K SDCM <3 CRI >80, CRI >90



<p>Zubehör/ Дополнительное оборудование</p>					
	<p>Yori Linear Recessed Continuos line</p>	 <p>Endkappe/ Торцевая крышка</p>			
<p>Yori Linear Surface</p>	 <p>Pendelseile/ Кабели для подвешивания</p> <p>Pendeseil für Lichtband/ Кабель для подвешивания для непрерывной линии</p> <p>Stromkabel für Montage mit Einputzrahmen/ Кабель питания для модели с невидимой рамкой</p> <p>Stromkabel für Montage mit Blendrahmen / Кабель питания для модели с видимой рамкой</p>				
<p>Yori Linear Track</p>	 <p>Stromschiene/ Шина p.707</p> <p> <input type="checkbox"/> 10  <input type="checkbox"/> 21  <input type="checkbox"/> 28         </p>				

# Diffusers


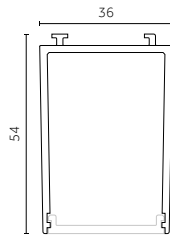
## Opal U-Shape



DE Direktes/indirektes Licht  
RU Прямой/непрямой свет

LED: 38 W/104°/4000 K (NN)


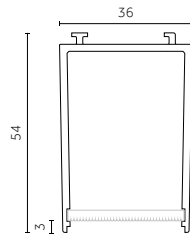
## Opal



DE Transmissionsgrad T bis 84  
RU Коэффициент пропускания T до 84

LED: 38 W/77°/4000 K (NN)


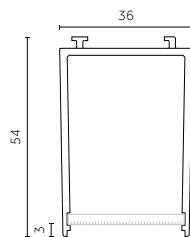
## Ribbed



DE Lichtausbeute bis 100 lm/W  
RU Световая эффективность до 100 лм/Вт

LED: 38 W/78°/4000 K (NN)


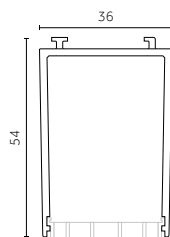
## Prismatic



DE Transmissionsgrad T bis 80 %  
RU Коэффициент пропускания T до 80%

LED: 38 W/85°/4000 K (NN)

## Anti-glare louver




UGR < 19

LED: 38 W/60°/4000 K (NN)

# LED

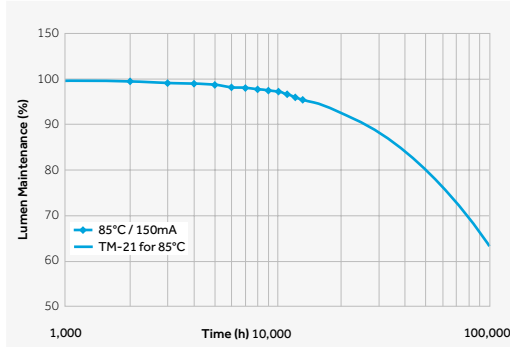
## MID POWER LED



2700 K, 3000 K, 4000 K  
SDCM<3  
CRI>80, CRI > 90


TM30  
Rf: 90, Rg: 98  
(3000 K, CRI>90)

L70 B50=50,000h  
Ta: 25°  
Tc: 85°  
~13.000 hr  
Lm Maintainance: 95%  
(Source: LM80 test report)



Up to  
**168** lm/W

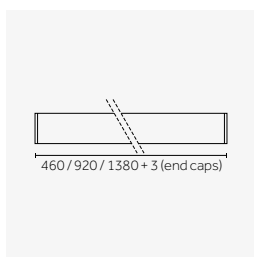
LED	CRI	K	lm/W
LED HW	90	2700	126
LED HQ	90	3000	133
LED WW	80	3000	153
LED NN	80	4000	168



DE Yori Linear eignet sich für die Einzelmontage ebenso wie für die Lichtband-Option. Die elegante und funktionelle Installation als Lichtband entsteht durch die Kombination der Leuchten in der gewünschten Länge mit Hilfe der speziellen Stecker- und Buchsenverbindung. So kann eine Gesamtlänge bis 34 m bzw. 25 Einzelmodule erreicht werden.

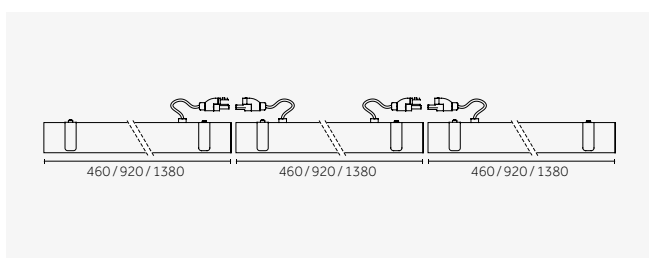
RU Yori Linear доступен в виде отдельных модулей или в конфигурации с непрерывной линией. Элегантная и функциональная, непрерывная линия получается путем соединения приборов требуемой длины, оснащенных специальными штекерными и гнездовыми разъемами. Можно достичь общей длины до 34 м или соединить вместе 25 модулей.

## Single

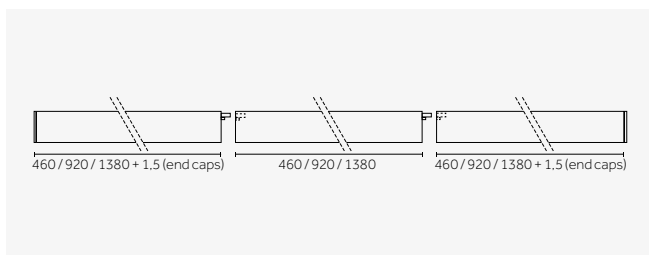


Yori Linear Recessed  
Yori Linear Surface  
Yori Linear Pendant  
Yori Lineare Track

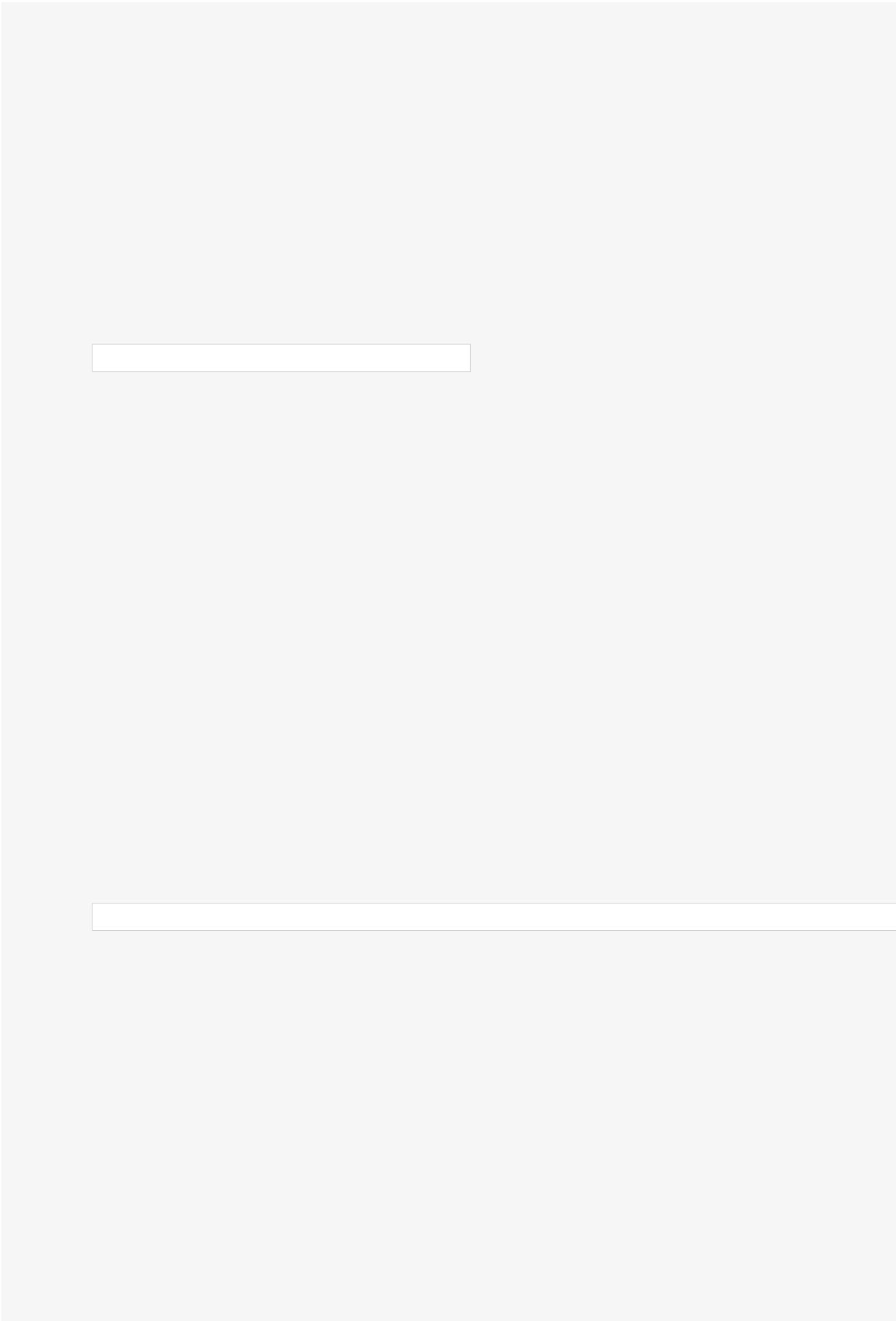
## Continuous line



Yori Linear Recessed



Yori Linear Surface  
Yori Linear Pendant  
Yori Lineare Track





—

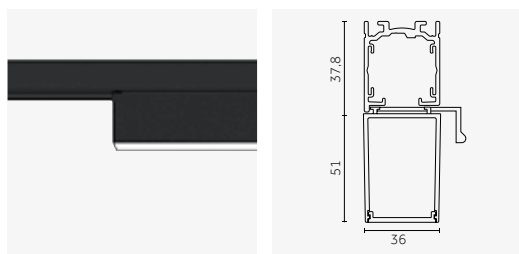
# Yori Linear Track



# — Yori Linear Track

DE Yori Linear wurde auf der Grundlage der Proportionen des Strahlers Yori Track entwickelt und fügt sich perfekt in die Stromschiene ein. Design und Funktionalität der beiden Leuchten ermöglichen extrem leistungsstarke Lichtkonfigurationen und sorgen für ein diskretes, lineares Erscheinungsbild.

RU Yori Linear создан на основе пропорций прожектора Yori Track, и отлично помещается в шину. Дизайн и функциональность этих двух приборов позволяют выполнять чрезвычайно эффективные конфигурации освещения с неброским и линейным визуальным результатом.



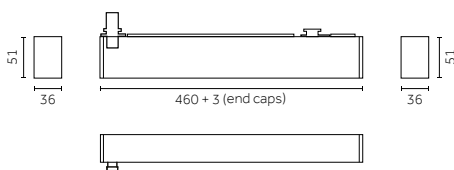
DE Min. Abmessungen  
RU Минимальные габариты



735

## 460 | Single

Risk 0 0.80 IP20 850°



Code example:

0 . B F620 . HW 12

Track/Binario: p.707

Finishes: p.724

Photometric data:

www.reggiani.net

**13 W** MID POWER LED

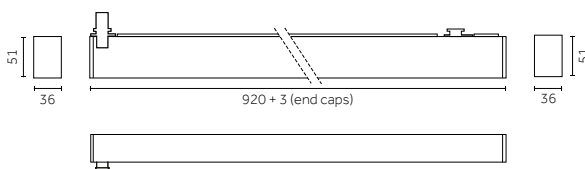
Lumen delivered up to 1870 lm / Lumen maintenance: L70 B50=50,000h

Driver	Diffuser	Beam width	Version	LED	K	CRI	lm	SDCM	Finishes
0 On/Off	B Opal	77°	F620 460mm	HW	2700	>90	1750	<3	12
	G Prismatic	85°		HQ	3000	>90	1900	<3	31
	K Ribbed	78°		WW	3000	>80	2190	<3	
	N Anti-glare louvre	60°		NN	4000	>80	2430	<3	

LED nominal lumen

## 920 | Single

Risk 0 1.0 IP20 850°



Code example:

0 . B F650 . HW 12

Track/Binario: p.707

Finishes: p.724

Photometric data:

www.reggiani.net

**26 W** MID POWER LED

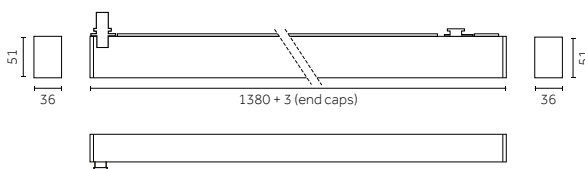
Lumen delivered up to 3570 lm / Lumen maintenance: L70 B50=50,000h

Driver	Diffuser	Beam width	Version	LED	K	CRI	lm	SDCM	Finishes
0 On/Off	B Opal	77°	F650 920mm	HW	2700	>90	3350	<3	12
	G Prismatic	85°		HQ	3000	>90	3640	<3	31
	K Ribbed	78°		WW	3000	>80	4185	<3	
	N Anti-glare louvre	60°		NN	4000	>80	4630	<3	

LED nominal lumen

## 1380 | Single

Risk 0 1.20 IP20 850°



Code example:

0 . B F670 . HW 12

Track/Binario: p.707

Finishes: p.724

Photometric data:

www.reggiani.net

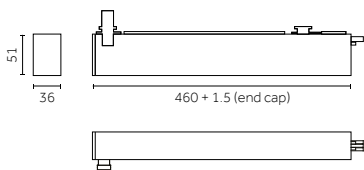

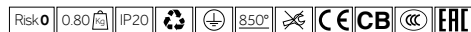
**38 W** MID POWER LED

Lumen delivered up to 4850 lm / Lumen maintenance: L70 B50=50,000h

Driver	Diffuser	Beam width	Version	LED	K	CRI	lm	SDCM	Finishes
0 On/Off	B Opal	77°	F670 1380mm	HW	2700	>90	5030	<3	12
	G Prismatic	85°		HQ	3000	>90	5465	<3	31
	K Ribbed	78°		WW	3000	>80	6285	<3	
	N Anti-glare louvre	60°		NN	4000	>80	6740	<3	

LED nominal lumen

### 460 | Continuous line (Power module)



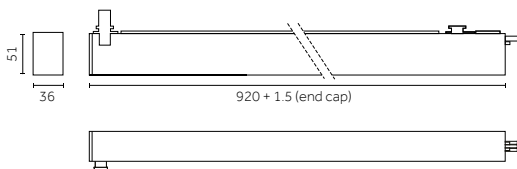

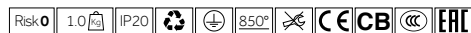
Code example:  
**0 - C F620 - HW 12**

Track/Binario: p.707  
 Finishes: p.724  
 Photometric data:  
 www.reggiani.net

13 W MIDPOWER LED			Lumen delivered up to 1870 lm / Lumen maintenance: L70 B50=50,000h						
Driver	Diffuser	Beam width	Version	LED	K	CRI	lm	SDCM	Finishes
0 On/Off	C Opal	77°	F620 460mm	HW	2700	>90	1750	<3	12
	H Prismatic	85°		HQ	3000	>90	1900	<3	31
	W Ribbed	78°		WW	3000	>80	2190	<3	
	P Anti-glare louver	60°		NN	4000	>80	2430	<3	
	U Opal, U-Shape	104°							

LED nominal lumen

### 920 | Continuous line (Power module)



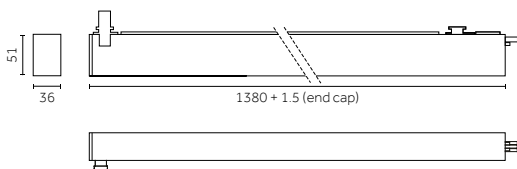
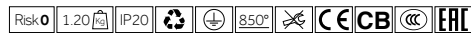
Code example:  
**0 - C F650 - HW 12**

Track/Binario: p.707  
 Finishes: p.724  
 Photometric data:  
 www.reggiani.net

26 W MIDPOWER LED			Lumen delivered up to 3570 lm / Lumen maintenance: L70 B50=50,000h						
Driver	Diffuser	Beam width	Version	LED	K	CRI	lm	SDCM	Finishes
0 On/Off	C Opal	77°	F650 920mm	HW	2700	>90	3350	<3	12
	H Prismatic	85°		HQ	3000	>90	3640	<3	31
	W Ribbed	78°		WW	3000	>80	4185	<3	
	P Anti-glare louver	60°		NN	4000	>80	4630	<3	
	U Opal, U-Shape	104°							

LED nominal lumen

### 1380 | Continuous line (Power module)



Code example:  
**0 - C F670 - HW 12**


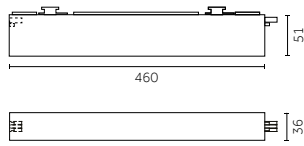
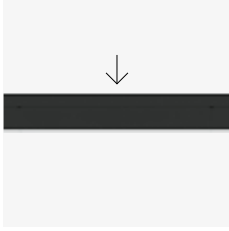
Track/Binario: p.707  
 Finishes: p.724  
 Photometric data:  
 www.reggiani.net

38 W MIDPOWER LED			Lumen delivered up to 4850 lm / Lumen maintenance: L70 B50=50,000h						
Driver	Diffuser	Beam width	Version	LED	K	CRI	lm	SDCM	Finishes
0 On/Off	C Opal	77°	F670 1380mm	HW	2700	>90	5030	<3	12
	H Prismatic	85°		HQ	3000	>90	5465	<3	31
	W Ribbed	78°		WW	3000	>80	6285	<3	
	P Anti-glare louver	60°		NN	4000	>80	6740	<3	
	U Opal, U-Shape	104°							

LED nominal lumen

## 460 | Continuous line (Central module)

Risk 0 0.80 IP20 850°



Code example:

0 . D F620 . HW 12

Track/Binario: p.707

Finishes: p.724

Photometric data:

www.reggiani.net

**13 W** MID POWER LED


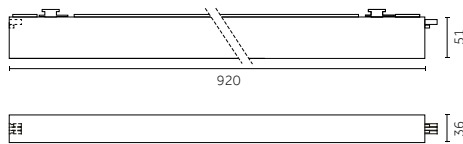
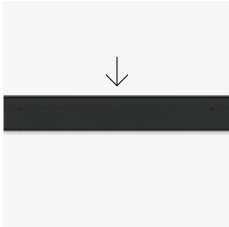
Lumen delivered up to 1870 lm / Lumen maintenance: L70 B50=50,000h

Driver	Diffuser	Beam width	Version	LED	K	CRI	lm	SDCM	Finishes
0 On/Off	D Opal	77°	F620 460mm	HW	2700	>90	1750	<3	12
	L Prismatic	85°		HQ	3000	>90	1900	<3	31
	X Ribbed	78°		WW	3000	>80	2190	<3	
	Q Anti-glare louver	60°		NN	4000	>80	2430	<3	
	V Opal, U-Shape	104°							

LED nominal lumen

## 920 | Continuous line (Central module)

Risk 0 1.0 IP20 850°



Code example:

0 . D F650 . HW 12

Track/Binario: p.707

Finishes: p.724

Photometric data:

www.reggiani.net

**26 W** MID POWER LED


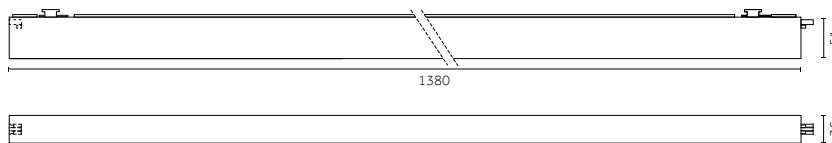

Lumen delivered up to 3570 lm / Lumen maintenance: L70 B50=50,000h

Driver	Diffuser	Beam width	Version	LED	K	CRI	lm	SDCM	Finishes
0 On/Off	D Opal	77°	F650 920mm	HW	2700	>90	3350	<3	12
	L Prismatic	85°		HQ	3000	>90	3640	<3	31
	X Ribbed	78°		WW	3000	>80	4185	<3	
	Q Anti-glare louver	60°		NN	4000	>80	4630	<3	
	V Opal, U-Shape	104°							

LED nominal lumen

## 1380 | Continuous line (Central module)

Risk 0 1.20 IP20 850°



Code example:

0 . D F670 . HW 12

Track/Binario: p.707

Finishes: p.724

Photometric data:

www.reggiani.net

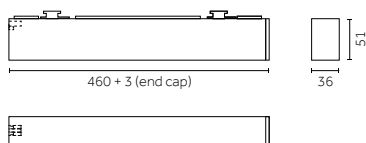

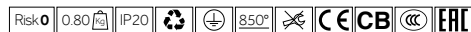
**38 W** MID POWER LED

Lumen delivered up to 4850 lm / Lumen maintenance: L70 B50=50,000h

Driver	Diffuser	Beam width	Version	LED	K	CRI	lm	SDCM	Finishes
0 On/Off	D Opal	77°	F670 1380mm	HW	2700	>90	5030	<3	12
	L Prismatic	85°		HQ	3000	>90	5465	<3	31
	X Ribbed	78°		WW	3000	>80	6285	<3	
	Q Anti-glare louver	60°		NN	4000	>80	6740	<3	
	V Opal, U-Shape	104°							

LED nominal lumen

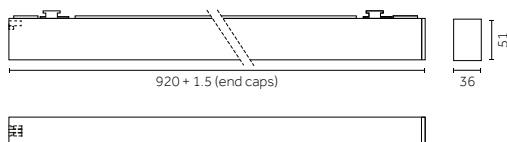

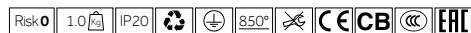
### 460 | Continuous line (End module)



13 W MIDPOWER LED		Lumen delivered up to 1870 lm / Lumen maintenance: L70 B50=50,000h							Finishes
Driver	Diffuser	Beam width	Version	LED	K	CRI	lm	SDCM	Finishes
0 On/Off	F Opal	77°	F620 460mm	HW	2700	>90	1750	<3	12
	M Prismatic	85°		HQ	3000	>90	1900	<3	31
	Y Ribbed	78°		WW	3000	>80	2190	<3	
	R Anti-glare louvre	60°		NN	4000	>80	2430	<3	
	Z Opal, U-Shape	104°		LED nominal lumen					

Code example:  
0 . F F620 . HW 12  
 Track/Binario: p.707  
 Finishes: p.724  
 Photometric data:  
 www.reggiani.net

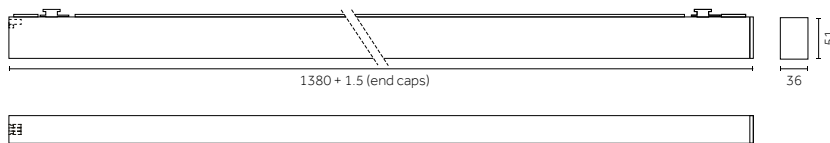

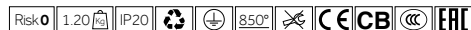
### 920 | Continuous line (End module)



26 W MIDPOWER LED		Lumen delivered up to 3570 lm / Lumen maintenance: L70 B50=50,000h							Finishes
Driver	Diffuser	Beam width	Version	LED	K	CRI	lm	SDCM	Finishes
0 On/Off	F Opal	77°	F650 920mm	HW	2700	>90	3350	<3	12
	M Prismatic	85°		HQ	3000	>90	3640	<3	31
	Y Ribbed	78°		WW	3000	>80	4185	<3	
	R Anti-glare louvre	60°		NN	4000	>80	4630	<3	
	Z Opal, U-Shape	104°		LED nominal lumen					

Code example:  
0 . F F650 . HW 12  
 Track/Binario: p.707  
 Finishes: p.724  
 Photometric data:  
 www.reggiani.net

### 1380 | Continuous line (End module)



38 W MIDPOWER LED		Lumen delivered up to 4850 lm / Lumen maintenance: L70 B50=50,000h							Finishes
Driver	Diffuser	Beam width	Version	LED	K	CRI	lm	SDCM	Finishes
0 On/Off	F Opal	77°	F670 1380mm	HW	2700	>90	5030	<3	12
	M Prismatic	85°		HQ	3000	>90	5465	<3	31
	Y Ribbed	78°		WW	3000	>80	6285	<3	
	R Anti-glare louvre	60°		NN	4000	>80	6740	<3	
	Z Opal, U-Shape	104°		LED nominal lumen					

Code example:  
0 . F F670 . HW 12  
 Track/Binario: p.707  
 Finishes: p.724  
 Photometric data:  
 www.reggiani.net



—

# Yori Linear Surface/ Pendant



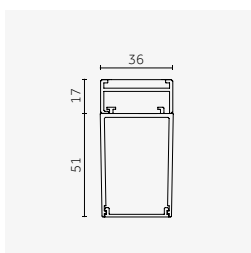
# Yori Linear Surface

DE Yori Linear Surface ist sowohl in der Einzelversion als auch für die Lichtbandmontage erhältlich. Die Montage von Yori Linear ist aufgrund der Magnetverbindung zwischen Leuchte und Sockel besonders einfach.

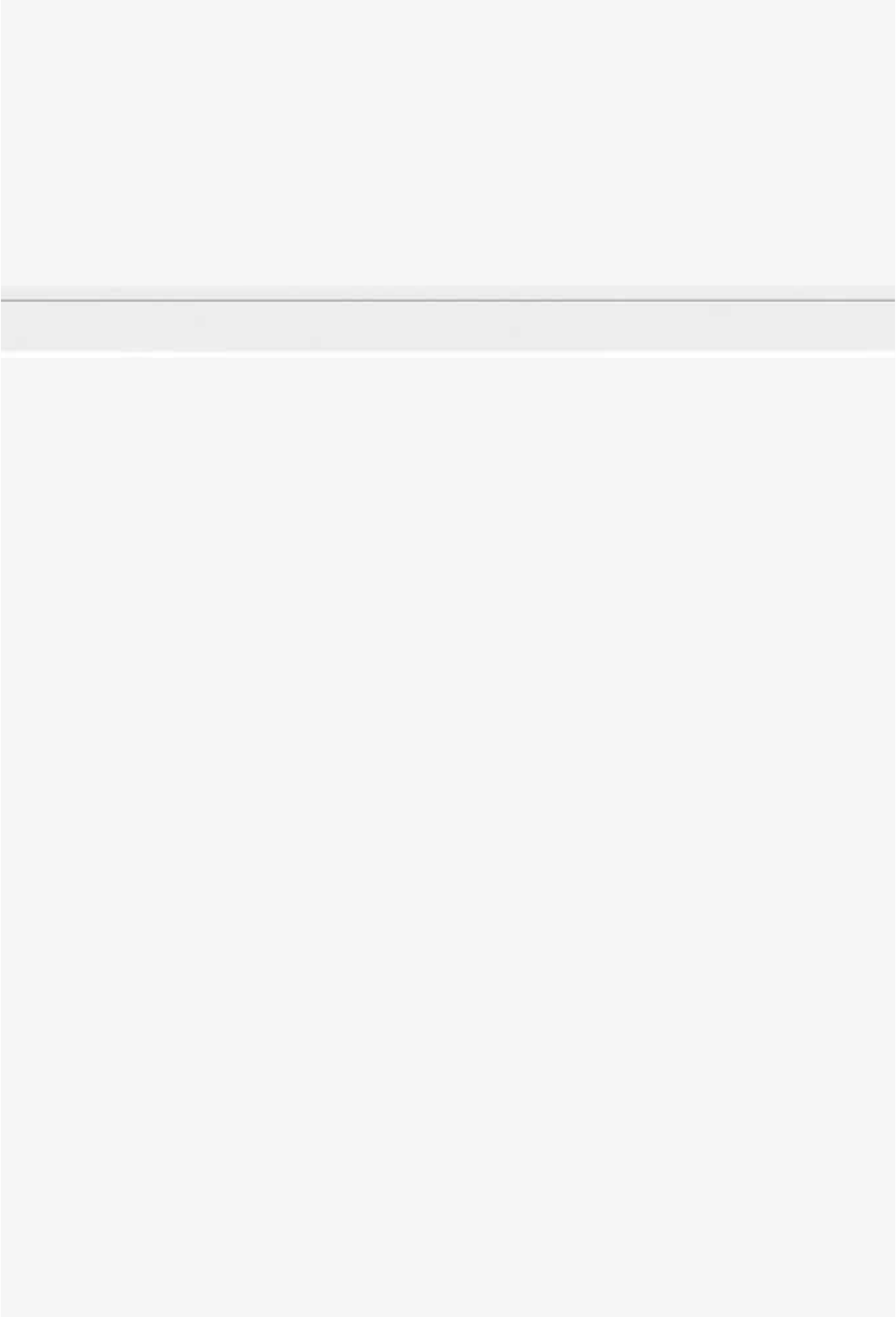
RU Модель Yori Linear Surface представлена как в одиночной версии, так и в модулях для соединения в непрерывную линию. Монтаж Yori Linear Surface чрезвычайно прост благодаря магнитной системе крепления между основанием и светильником.



DE Einfache Montage dank Anbaumagnetbefestigungssystem  
RU Простой монтаж благодаря магнитной системе крепления к поверхности

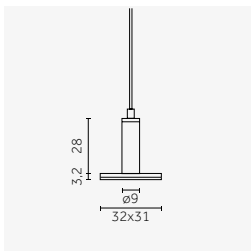


DE Profilabmessungen  
RU Размеры профиля

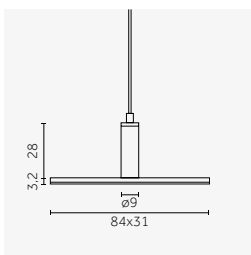


DE Yori Linear Surface lässt sich mit Hilfe des speziellen Zubehörs sowohl für die Einzelmodule als auch die Lichtband-Option ganz einfach in eine Pendelleuchte verwandeln.

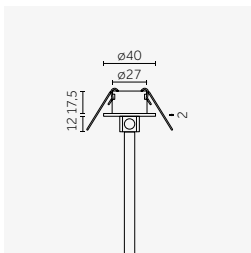
RU Yori Linear Surface можно легко преобразовать в подвесной светильник при помощи специального дополнительного оборудования как для одиночных модулей, так и для конфигурации с непрерывной линией.



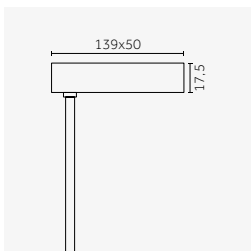
DE Pendelseil  
RU Кабель для подвешивания




DE Pendelseil für Lichtband  
RU Кабель для подвешивания для непрерывной линии



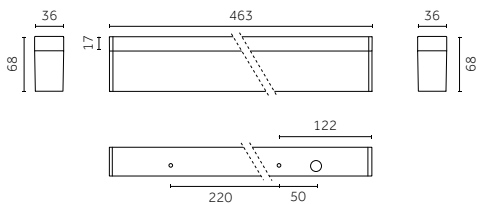
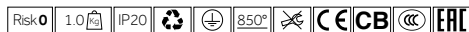
DE Stromkabel für Montage mit Einputzrahmen  
RU Кабель питания для модели с невидимой рамкой



DE Stromkabel für Montage mit Blendrahmen  
RU Кабель питания для модели с видимой рамкой



### 460 | Single



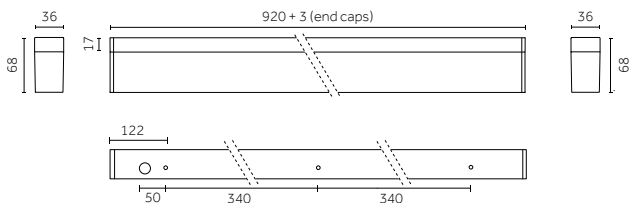
Code example:  
**0 . B H220 . HW 12**

Accessories: p.750  
 Finishes: p.724  
 Photometric data:  
 www.reggiani.net

13 W MID POWER LED			Lumen delivered up to 1870 lm / Lumen maintenance: L70 B50=50,000h						
Driver	Diffuser	Beam width	Version	LED	K	CRI	lm	SDCM	Finishes
<b>0</b> On/Off	<b>B</b> Opal	77°	<b>H220</b> 460mm	<b>HW</b>	2700	>90	1750	<3	<b>12</b> <input type="checkbox"/>
<b>D</b> DALI	<b>G</b> Prismatic	85°		<b>HQ</b>	3000	>90	1900	<3	<b>31</b> <input type="checkbox"/>
	<b>K</b> Ribbed	78°		<b>WW</b>	3000	>80	2190	<3	
	<b>N</b> Anti-glare louvre	60°		<b>NN</b>	4000	>80	2430	<3	
	<b>T</b> Opal, U-Shape	104°							

LED nominal lumen

### 920 | Single



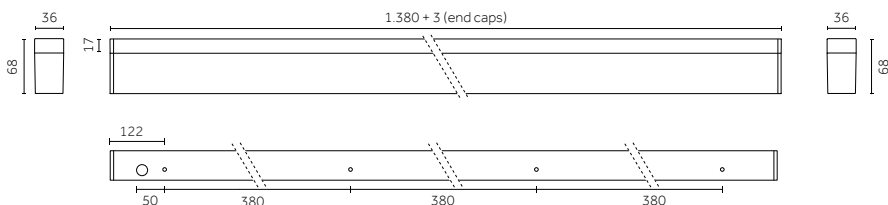
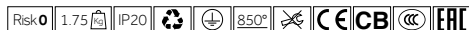
Code example:  
**0 . B H250 . HW 12**

Accessories: p.750  
 Finishes: p.724  
 Photometric data:  
 www.reggiani.net

26 W MID POWER LED			Lumen delivered up to 3570 lm / Lumen maintenance: L70 B50=50,000h						
Driver	Diffuser	Beam width	Version	LED	K	CRI	lm	SDCM	Finishes
<b>0</b> On/Off	<b>B</b> Opal	77°	<b>H250</b> 920mm	<b>HW</b>	2700	>90	3350	<3	<b>12</b> <input type="checkbox"/>
<b>D</b> DALI	<b>G</b> Prismatic	85°		<b>HQ</b>	3000	>90	3640	<3	<b>31</b> <input type="checkbox"/>
	<b>K</b> Ribbed	78°		<b>WW</b>	3000	>80	4185	<3	
	<b>N</b> Anti-glare louvre	60°		<b>NN</b>	4000	>80	4630	<3	
	<b>T</b> Opal, U-Shape	104°							

LED nominal lumen

### 1380 | Single



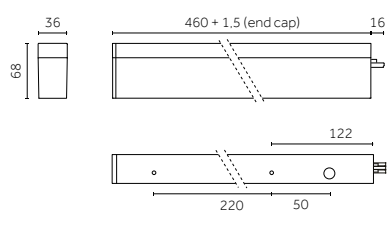

Code example:  
**0 . B H270 . HW 12**

Accessories: p.750  
 Finishes: p.724  
 Photometric data:  
 www.reggiani.net

38 W MID POWER LED			Lumen delivered up to 4850 lm / Lumen maintenance: L70 B50=50,000h						
Driver	Diffuser	Beam width	Version	LED	K	CRI	lm	SDCM	Finishes
<b>0</b> On/Off	<b>B</b> Opal	77°	<b>H270</b> 1380mm	<b>HW</b>	2700	>90	5030	<3	<b>12</b> <input type="checkbox"/>
<b>D</b> DALI	<b>G</b> Prismatic	85°		<b>HQ</b>	3000	>90	5465	<3	<b>31</b> <input type="checkbox"/>
	<b>K</b> Ribbed	78°		<b>WW</b>	3000	>80	6285	<3	
	<b>N</b> Anti-glare louvre	60°		<b>NN</b>	4000	>80	6740	<3	
	<b>T</b> Opal, U-Shape	104°							

LED nominal lumen

### 460 | Continuous line (Power module)

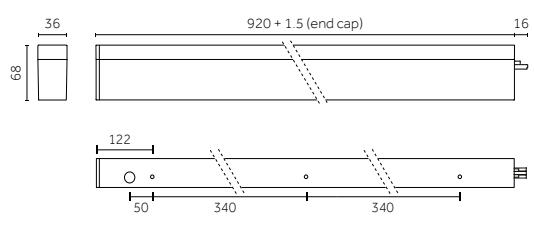



Code example:  
**O . C H220 . HW 12**  
 Accessories: p.750  
 Finishes: p.724  
 Photometric data:  
 www.reggiani.net

13 W MIDPOWER LED			Lumen delivered up to 1870 lm / Lumen maintenance: L70 B50=50,000h						
Driver	Diffuser	Beam width	Version	LED	K	CRI	lm	SDCM	Finishes
<b>O</b> On/Off	<b>C</b> Opal	77°	<b>H220</b> 460mm	<b>HW</b>	2700	>90	1750	<3	<b>12</b>
<b>D</b> DALI	<b>H</b> Prismatic	85°		<b>HQ</b>	3000	>90	1900	<3	<b>31</b>
	<b>W</b> Ribbed	78°		<b>WW</b>	3000	>80	2190	<3	
	<b>P</b> Anti-glare louvre	60°		<b>NN</b>	4000	>80	2430	<3	
	<b>U</b> Opal, U-Shape	104°							

LED nominal lumen

### 920 | Continuous line (Power module)

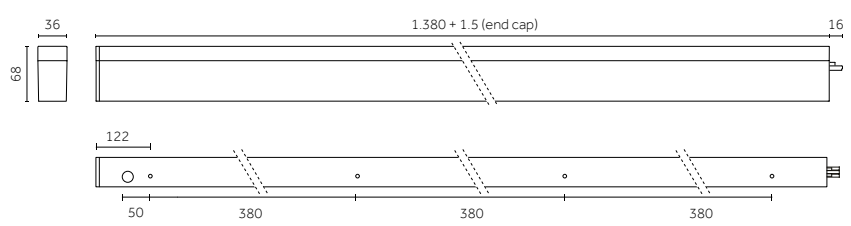



Code example:  
**O . C H250 . HW 12**  
 Accessories: p.750  
 Finishes: p.724  
 Photometric data:  
 www.reggiani.net

26 W MIDPOWER LED			Lumen delivered up to 3570 lm / Lumen maintenance: L70 B50=50,000h						
Driver	Diffuser	Beam width	Version	LED	K	CRI	lm	SDCM	Finishes
<b>O</b> On/Off	<b>C</b> Opal	77°	<b>H250</b> 920mm	<b>HW</b>	2700	>90	3350	<3	<b>12</b>
<b>D</b> DALI	<b>H</b> Prismatic	85°		<b>HQ</b>	3000	>90	3640	<3	<b>31</b>
	<b>W</b> Ribbed	78°		<b>WW</b>	3000	>80	4185	<3	
	<b>P</b> Anti-glare louvre	60°		<b>NN</b>	4000	>80	4630	<3	
	<b>U</b> Opal, U-Shape	104°							

LED nominal lumen

### 1380 | Continuous line (Power module)

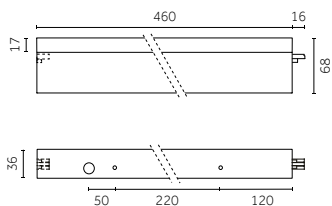

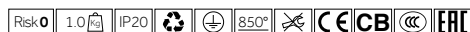


Code example:  
**O . C H270 . HW 12**  
 Accessories: p.750  
 Finishes: p.724  
 Photometric data:  
 www.reggiani.net

38 W MIDPOWER LED			Lumen delivered up to 4850 lm / Lumen maintenance: L70 B50=50,000h						
Driver	Diffuser	Beam width	Version	LED	K	CRI	lm	SDCM	Finishes
<b>O</b> On/Off	<b>C</b> Opal	77°	<b>H270</b> 1380mm	<b>HW</b>	2700	>90	5030	<3	<b>12</b>
<b>D</b> DALI	<b>H</b> Prismatic	85°		<b>HQ</b>	3000	>90	5465	<3	<b>31</b>
	<b>W</b> Ribbed	78°		<b>WW</b>	3000	>80	6285	<3	
	<b>P</b> Anti-glare louvre	60°		<b>NN</b>	4000	>80	6740	<3	
	<b>U</b> Opal, U-Shape	104°							

LED nominal lumen

### 460 | Continuous line (Central module)



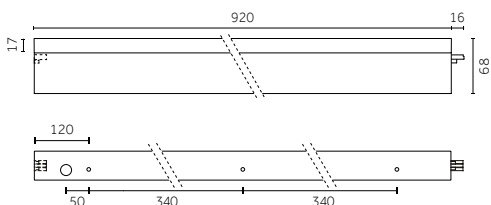

Code example:  
**0 . D H220 . HW 12**

Accessories: p.750  
 Finishes: p.724  
 Photometric data:  
 www.reggiani.net

13 W MID POWER LED			Lumen delivered up to 1870 lm / Lumen maintenance: L70 B50=50,000h						
Driver	Diffuser	Beam width	Version	LED	K	CRI	lm	SDCM	Finishes
<b>0</b> On/Off	<b>D</b> Opal	77°	<b>H220</b> 460mm	<b>HW</b>	2700	>90	1750	<3	<b>12</b>
<b>D</b> DALI	<b>L</b> Prismatic	85°		<b>HQ</b>	3000	>90	1900	<3	<b>31</b>
	<b>X</b> Ribbed	78°		<b>WW</b>	3000	>80	2190	<3	
	<b>Q</b> Anti-glare louvre	60°		<b>NN</b>	4000	>80	2430	<3	
	<b>V</b> Opal, U-Shape	104°							

LED nominal lumen

### 920 | Continuous line (Central module)



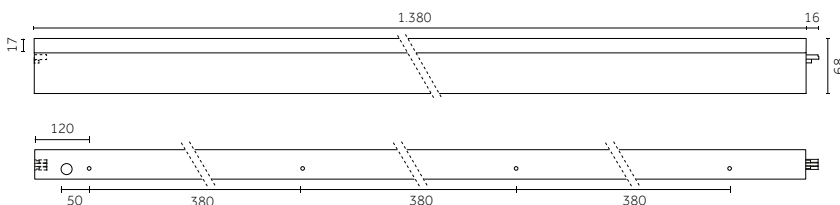

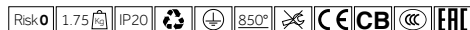
Code example:  
**0 . D H250 . HW 12**

Accessories: p.750  
 Finishes: p.724  
 Photometric data:  
 www.reggiani.net

26 W MID POWER LED			Lumen delivered up to 3570 lm / Lumen maintenance: L70 B50=50,000h						
Driver	Diffuser	Beam width	Version	LED	K	CRI	lm	SDCM	Finishes
<b>0</b> On/Off	<b>D</b> Opal	77°	<b>H250</b> 920mm	<b>HW</b>	2700	>90	3350	<3	<b>12</b>
<b>D</b> DALI	<b>L</b> Prismatic	85°		<b>HQ</b>	3000	>90	3640	<3	<b>31</b>
	<b>X</b> Ribbed	78°		<b>WW</b>	3000	>80	4185	<3	
	<b>Q</b> Anti-glare louvre	60°		<b>NN</b>	4000	>80	4630	<3	
	<b>V</b> Opal, U-Shape	104°							

LED nominal lumen

### 1380 | Continuous line (Central module)



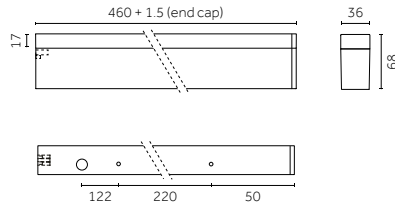

Code example:  
**0 . D H270 . HW 12**

Accessories: p.750  
 Finishes: p.724  
 Photometric data:  
 www.reggiani.net

38 W MID POWER LED			Lumen delivered up to 4850 lm / Lumen maintenance: L70 B50=50,000h						
Driver	Diffuser	Beam width	Version	LED	K	CRI	lm	SDCM	Finishes
<b>0</b> On/Off	<b>D</b> Opal	77°	<b>H270</b> 1380mm	<b>HW</b>	2700	>90	5030	<3	<b>12</b>
<b>D</b> DALI	<b>L</b> Prismatic	85°		<b>HQ</b>	3000	>90	5465	<3	<b>31</b>
	<b>X</b> Ribbed	78°		<b>WW</b>	3000	>80	6285	<3	
	<b>Q</b> Anti-glare louvre	60°		<b>NN</b>	4000	>80	6740	<3	
	<b>V</b> Opal, U-Shape	104°							

LED nominal lumen

### 460 | Continuous line (End module)



Code example:  
**O . F H220 . HW 12**

Accessories: p.750  
 Finishes: p.724  
 Photometric data:  
 www.reggiani.net

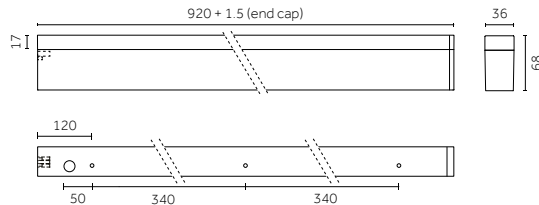

#### 13 W MIDPOWER LED

Lumen delivered up to 1870 lm / Lumen maintenance: L70 B50=50,000h

Driver	Diffuser	Beam width	Version	LED	K	CRI	lm	SDCM	Finishes
<b>O</b> On/Off	<b>F</b> Opal	77°	<b>H220</b> 460mm	<b>HW</b>	2700	>90	1750	<3	<b>12</b>
<b>D</b> DALI	<b>M</b> Prismatic	85°		<b>HQ</b>	3000	>90	1900	<3	<b>31</b>
	<b>Y</b> Ribbed	78°		<b>WW</b>	3000	>80	2190	<3	
	<b>R</b> Anti-glare louvre	60°		<b>NN</b>	4000	>80	2430	<3	
	<b>Z</b> Opal, U-Shape	104°							

LED nominal lumen

### 920 | Continuous line (End module)



Code example:  
**O . F H250 . HW 12**

Accessories: p.750  
 Finishes: p.724  
 Photometric data:  
 www.reggiani.net

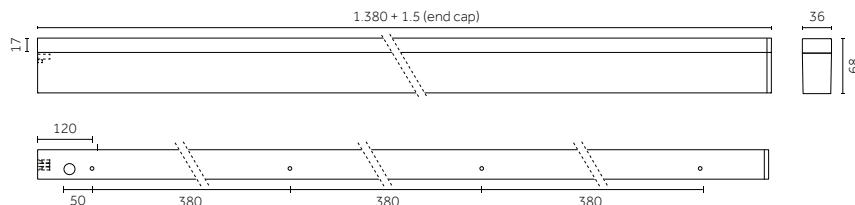

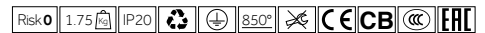
#### 26 W MIDPOWER LED

Lumen delivered up to 3570 lm / Lumen maintenance: L70 B50=50,000h

Driver	Diffuser	Beam width	Version	LED	K	CRI	lm	SDCM	Finishes
<b>O</b> On/Off	<b>F</b> Opal	77°	<b>H250</b> 920mm	<b>HW</b>	2700	>90	3350	<3	<b>12</b>
<b>D</b> DALI	<b>M</b> Prismatic	85°		<b>HQ</b>	3000	>90	3640	<3	<b>31</b>
	<b>Y</b> Ribbed	78°		<b>WW</b>	3000	>80	4185	<3	
	<b>R</b> Anti-glare louvre	60°		<b>NN</b>	4000	>80	4630	<3	
	<b>Z</b> Opal, U-Shape	104°							

LED nominal lumen

### 1380 | Continuous line (End module)



Code example:  
**O . F H270 . HW 12**

Accessories: p.750  
 Finishes: p.724  
 Photometric data:  
 www.reggiani.net

#### 38 W MIDPOWER LED

Lumen delivered up to 4850 lm / Lumen maintenance: L70 B50=50,000h

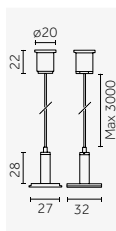
Driver	Diffuser	Beam width	Version	LED	K	CRI	lm	SDCM	Finishes
<b>O</b> On/Off	<b>F</b> Opal	77°	<b>H270</b> 1380mm	<b>HW</b>	2700	>90	5030	<3	<b>12</b>
<b>D</b> DALI	<b>M</b> Prismatic	85°		<b>HQ</b>	3000	>90	5465	<3	<b>31</b>
	<b>Y</b> Ribbed	78°		<b>WW</b>	3000	>80	6285	<3	
	<b>R</b> Anti-glare louvre	60°		<b>NN</b>	4000	>80	6740	<3	
	<b>Z</b> Opal, U-Shape	104°							

LED nominal lumen



## Accessories

### Single-Continuous line



**Description**

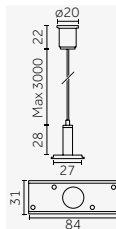
Pendelseile: Führungen (2x), Stahlseil (2x), Abdeckplatte (2x)/  
Кабели для подвешивания: направляющие (2x), стальные кабели (2x), чашки (2x)

**Code**

0.26150.00

**Finishes**

12	<input type="checkbox"/>
31	<input checked="" type="checkbox"/>



**Description**

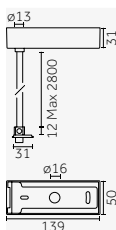
Pendelseil für Lichtband/  
Кабель для подвешивания для непрерывной линии

**Code**

0.26155.00

**Finishes**

12	<input type="checkbox"/>
31	<input checked="" type="checkbox"/>



**Description**

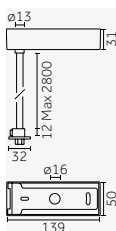
Stromkabel für Montage mit Blendrahmen (On-Off)/  
Кабель питания для модели с видимой рамкой (Вкл/Выкл)

**Code**

0.26151.00

**Finishes**

12	<input type="checkbox"/>
31	<input checked="" type="checkbox"/>



**Description**

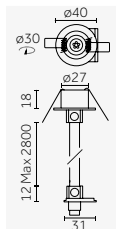
Stromkabel für Montage mit Blendrahmen (DALI)/  
Кабель питания для модели с видимой рамкой (DALI)

**Code**

0.26152.00

**Finishes**

12	<input type="checkbox"/>
31	<input checked="" type="checkbox"/>



**Description**

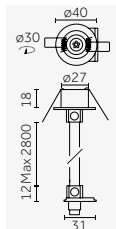
Stromkabel für Montage mit Einputzrahmen (On-Off)/  
Кабель питания для модели с невидимой рамкой (Вкл/Выкл)

**Code**

0.26153.00

**Finishes**

12	<input type="checkbox"/>
31	<input checked="" type="checkbox"/>



**Description**

Stromkabel für Montage mit Einputzrahmen (DALI)/  
Кабель питания для модели с невидимой рамкой (DALI)

**Code**

0.26154.00

**Finishes**

12	<input type="checkbox"/>
31	<input checked="" type="checkbox"/>





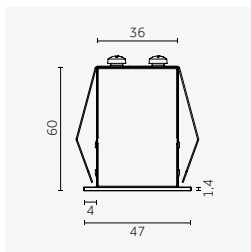
—

# Yori Linear Recessed

# Yori Linear Recessed

DE Die Einbauversion zeichnet sich durch ihre elegante, minimalistische Linie mit einem lediglich 4 mm breiten Rahmen aus. Das 60 mm hohe Gehäuse aus Aluminium-Druckguss beinhaltet den Treiber und sorgt für eine kompakte Leuchtenform, die sich für Installationen auf begrenztem Raum in abgehängten Decken anbietet.

RU Встраиваемая версия отличается элегантной и минималистской формой с рамкой всего 4 мм. Корпус из литого алюминия высотой 60 мм включает драйвер и придает прибору компактность, благодаря которой его можно устанавливать в условиях, когда внутри подвешено потолка мало места.



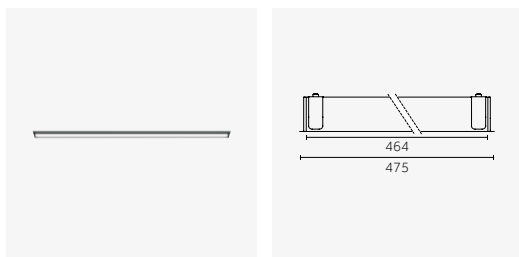
DE Min. Abmessungen  
RU Минимальные габариты



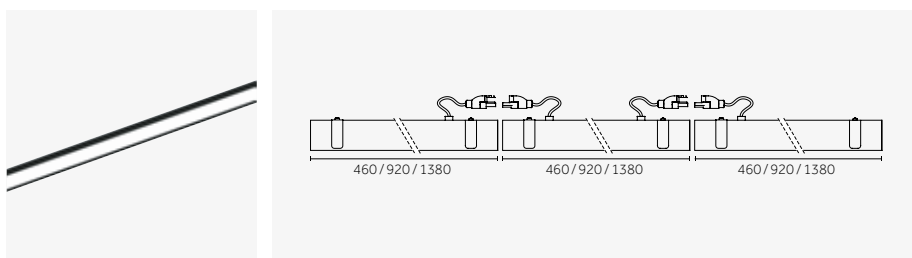
DE Die Lichtband-Option von Yori Linear Recessed umfasst neben den Standardmodulen auch ein 90°-Eckelement für die Gestaltung flexiblerer Lichtprojekte.

RU Конфигурация Yori Linear Recessed с непрерывной линией включает в дополнение к стандартным модулям также угловой модуль 90°, который позволяет реализовывать более гибкие проекты освещения.

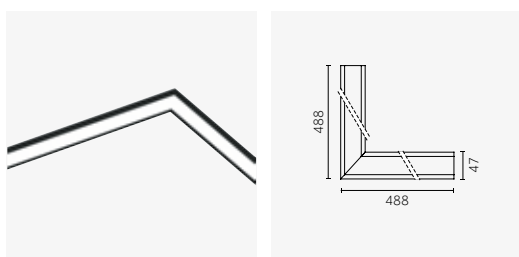
### Single



### Continuous line



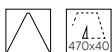
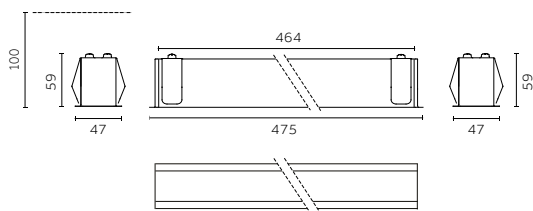
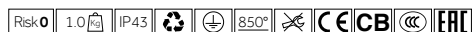
### 90° Module







### 460 | Single



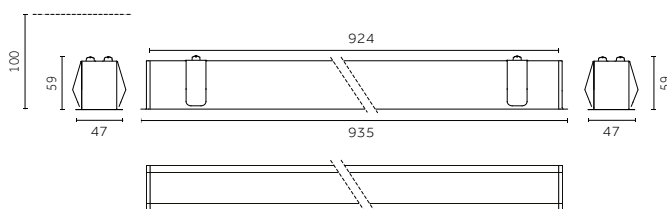
Code example:  
**0 . B H020 . HW 12**

Finishes: p.724  
 Photometric data:  
 www.reggiani.net

13 W MID POWER LED			Lumen delivered up to 1870 lm / Lumen maintenance: L70 B50=50,000h						
Driver	Diffuser	Beam width	Version	LED	K	CRI	lm	SDCM	Finishes
<b>0</b> On/Off	<b>B</b> Opal	77°	<b>H020</b> 475mm	<b>HW</b>	2700	>90	1750	<3	<b>12</b>
<b>D</b> DALI	<b>G</b> Prismatic	85°		<b>HQ</b>	3000	>90	1900	<3	<b>31</b>
	<b>K</b> Ribbed	78°		<b>WW</b>	3000	>80	2190	<3	
	<b>N</b> Anti-glare louvre	60°		<b>NN</b>	4000	>80	2430	<3	

LED nominal lumen

### 920 | Single



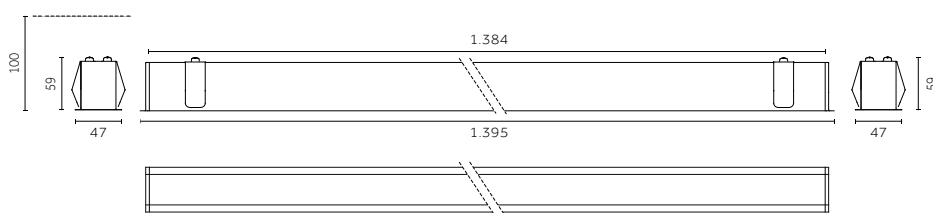
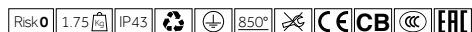
Code example:  
**0 . B H050 . HW 12**

Finishes: p.724  
 Photometric data:  
 www.reggiani.net

26 W MID POWER LED			Lumen delivered up to 3570 lm / Lumen maintenance: L70 B50=50,000h						
Driver	Diffuser	Beam width	Version	LED	K	CRI	lm	SDCM	Finishes
<b>0</b> On/Off	<b>B</b> Opal	77°	<b>H050</b> 935mm	<b>HW</b>	2700	>90	3350	<3	<b>12</b>
<b>D</b> DALI	<b>G</b> Prismatic	85°		<b>HQ</b>	3000	>90	3640	<3	<b>31</b>
	<b>K</b> Ribbed	78°		<b>WW</b>	3000	>80	4185	<3	
	<b>N</b> Anti-glare louvre	60°		<b>NN</b>	4000	>80	4630	<3	

LED nominal lumen

### 1380 | Single



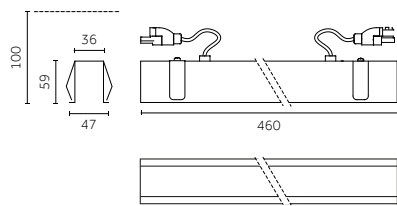
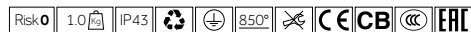
Code example:  
**0 . B H070 . HW 12**

Finishes: p.724  
 Photometric data:  
 www.reggiani.net

38 W MID POWER LED			Lumen delivered up to 4850 lm / Lumen maintenance: L70 B50=50,000h						
Driver	Diffuser	Beam width	Version	LED	K	CRI	lm	SDCM	Finishes
<b>0</b> On/Off	<b>B</b> Opal	77°	<b>H070</b> 1395mm	<b>HW</b>	2700	>90	5030	<3	<b>12</b>
<b>D</b> DALI	<b>G</b> Prismatic	85°		<b>HQ</b>	3000	>90	5465	<3	<b>31</b>
	<b>K</b> Ribbed	78°		<b>WW</b>	3000	>80	6285	<3	
	<b>N</b> Anti-glare louvre	60°		<b>NN</b>	4000	>80	6740	<3	

LED nominal lumen

### 460 | Continuos line



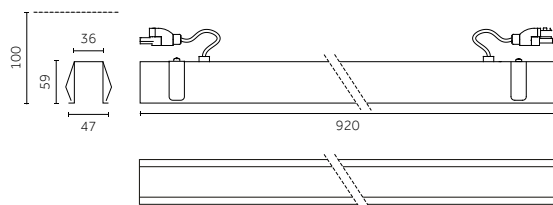
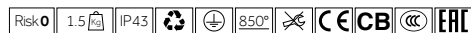
Code example:  
**O . C H020 . HW 12**

Accessories: p.760  
 Finishes: p.724  
 Photometric data:  
 www.reggiani.net

13 W MIDPOWER LED		Lumen delivered up to 1870 lm / Lumen maintenance: L70 B50=50,000h							Finishes
Driver	Diffuser	Beam width	Version	LED	K	CRI	lm	SDCM	Finishes
<b>O</b> On/Off	<b>C</b> Opal	77°	<b>H020</b> 460mm	<b>HW</b>	2700	>90	1750	<3	<b>12</b>
<b>D</b> DALI	<b>L</b> Prismatic	85°		<b>HQ</b>	3000	>90	1900	<3	<b>31</b>
	<b>R</b> Ribbed	78°		<b>WW</b>	3000	>80	2190	<3	
	<b>P</b> Anti-glare louver	60°		<b>NN</b>	4000	>80	2430	<3	

LED nominal lumen

### 920 | Continuos line



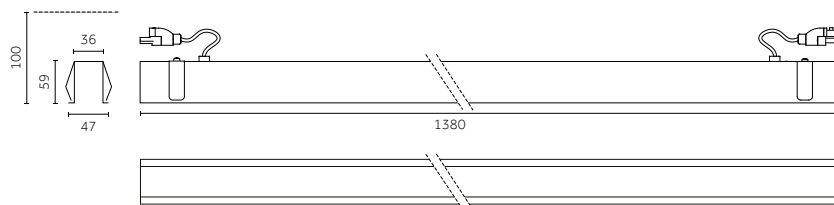
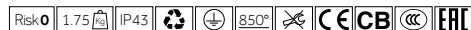
Code example:  
**O . C H050 . HW 12**

Accessories: p.760  
 Finishes: p.724  
 Photometric data:  
 www.reggiani.net

26 W MIDPOWER LED		Lumen delivered up to 3570 lm / Lumen maintenance: L70 B50=50,000h							Finishes
Driver	Diffuser	Beam width	Version	LED	K	CRI	lm	SDCM	Finishes
<b>O</b> On/Off	<b>C</b> Opal	77°	<b>H050</b> 920mm	<b>HW</b>	2700	>90	3350	<3	<b>12</b>
<b>D</b> DALI	<b>L</b> Prismatic	85°		<b>HQ</b>	3000	>90	3640	<3	<b>31</b>
	<b>R</b> Ribbed	78°		<b>WW</b>	3000	>80	4185	<3	
	<b>P</b> Anti-glare louver	60°		<b>NN</b>	4000	>80	4630	<3	

LED nominal lumen

### 1380 | Continuos line



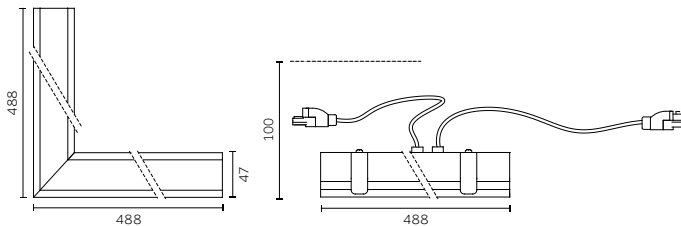
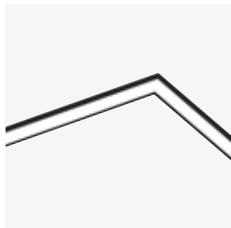
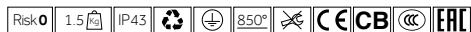
Code example:  
**O . C H070 . HW 12**

Accessories: p.760  
 Finishes: p.724  
 Photometric data:  
 www.reggiani.net

38 W MIDPOWER LED		Lumen delivered up to 4850 lm / Lumen maintenance: L70 B50=50,000h							Finishes
Driver	Diffuser	Beam width	Version	LED	K	CRI	lm	SDCM	Finishes
<b>O</b> On/Off	<b>C</b> Opal	77°	<b>H070</b> 1380mm	<b>HW</b>	2700	>90	5030	<3	<b>12</b>
<b>D</b> DALI	<b>L</b> Prismatic	85°		<b>HQ</b>	3000	>90	5465	<3	<b>31</b>
	<b>R</b> Ribbed	78°		<b>WW</b>	3000	>80	6285	<3	
	<b>P</b> Anti-glare louver	60°		<b>NN</b>	4000	>80	6740	<3	

LED nominal lumen

## 90° Module



Code example:  
**0 . D H050 . HW 12**

Accessories: p.760  
 Finishes: p.724  
 Photometric data:  
[www.reggiani.net](http://www.reggiani.net)

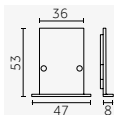
26 W MID POWER LED		Lumen delivered up to 3570 lm / Lumen maintenance: L70 B50=50,000h							
Driver	Diffuser	Beam width	Version	LED	K	CRI	lm	SDCM	Finishes
<b>0</b> On/Off	<b>D</b> Opal	77°	<b>H050</b> 935mm	<b>HW</b>	2700	>90	3350	<3	<b>12</b>
<b>D</b> DALI	<b>M</b> Prismatic	85°		<b>HQ</b>	3000	>90	3640	<3	<b>31</b>
	<b>T</b> Ribbed	78°		<b>WW</b>	3000	>80	4185	<3	
	<b>Q</b> Anti-glare louvre	60°		<b>NN</b>	4000	>80	4630	<3	

LED nominal lumen

## Accessories

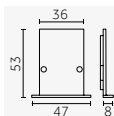
Endkappe/  
 Торцевая крышка

460, 920, 1380 | Continuous line



Description	Code	Finishes
Endkappe (2 Stk.)/ Торцевая крышка (2 шт.)	<b>0.26156.00</b>	<b>12</b> <b>31</b>

90° Module



Description	Code	Finishes
Endkappe (2 Stk.)/ Торцевая крышка (2 шт.)	<b>0.26156.00</b>	<b>12</b> <b>31</b>

