

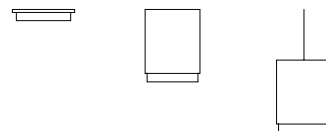


# Trybeca





# Trybeca















FR Transformer les intérieurs avec un éclairage diffus – Trybeca est une famille d'appareils d'éclairage à encastrer, de surface et en suspension qui repose sur les lignes essentielles de trois formes de base : le cercle, le carré et le rectangle.


ES Ideal para transformar los interiores con la iluminación difusa, Trybeca es una serie de aparatos de iluminación de empotrar, de superficie y para suspender con tres formas sencillas de líneas esenciales: redonda, cuadrada y rectangular.

## Overview










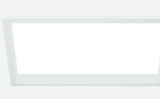
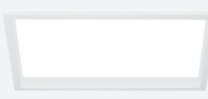










Application:	Recessed, Surface, Pendant
Light source:	COB LED, LED ARRAY
W:	3 W - 35 W
K:	2700 K, 3000 K, 4000 K
Lumen:	320 lm - 4096 lm
CRI:	>80 , >90, >95
SDCM:	<3, <4
IP:	20
Control options:	On/Off, Phase-cut , Dimm 1-10V, DALI
Technologies:	Warm Dimming, Bluetooth
















<p><b>Système/ Sistema</b></p>					
<p>Trybeca Recessed p.251</p>	 <p>Trybeca Recessed Round</p>	 <p>Trybeca Recessed Square</p>	 <p>Trybeca Recessed Rectangular</p>	 <p>Trybeca Recessed Round Drop</p>	 <p>Trybeca Recessed Square Drop</p>
<p>Trybeca Surface p.273</p>	 <p>Trybeca Surface Round</p>	 <p>Trybeca Surface Square</p>			
<p>Version with accessories</p>	 <p>Trybeca Surface Round Pendant</p>	 <p>Trybeca Surface Square Pendant</p>			
<p><b>Finitions/ Acabados</b></p>	 <p><b>12</b> Blanc opaque gaufré/ Blanco mate gofrado</p>	 <p><b>31</b> Noir opaque gaufré/ Negro mate gofrado</p>			
<p><b>Faisceaux/ Haces de luz</b></p>	 <p>Large/ Ancho</p>				





Dimensions et données techniques/ Dimensiones e información técnica	RECESSED			
	38 mm	75 mm	150 mm	300 mm
Trybeca Recessed Round	 Visible trim Ø57mm Trimless Ø38mm p.256	 Visible trim Ø93mm Trimless Ø75mm p.256	 Visible trim Ø170mm Trimless Ø150mm p.257	 Visible trim Ø330mm Trimless Ø300mm p.257
Trybeca Recessed Square	 Visible trim 57x57mm Trimless 38x38mm p.260	 Visible trim 93x93mm Trimless 75x75mm p.260	 Visible trim 170x170mm Trimless 150x150mm p.261	 Visible trim 330x330mm Trimless 300x300mm p.261
Trybeca Recessed Rectangular		 Visible trim 136x93mm Trimless 118x75mm p.264	 Visible trim 230x170mm Trimless 210x150mm p.264	 Visible trim 330x213mm Trimless 300x183mm p.265
Trybeca Recessed Drop Round	 Visible trim Ø57mm Trimless Ø38mm p.266	 Visible trim Ø93mm Trimless Ø75mm p.266	 Visible trim Ø170mm Trimless Ø150mm p.267	
Trybeca Recessed Drop Square	 Visible trim 57x57mm Trimless 38x38mm p.268	 Visible trim 93x93mm Trimless 75x75mm p.268	 Visible trim 170x170mm Trimless 150x150mm p.269	
Encombrement intérieur max/ Dimensiones interiores máximas	 Ø49 49x49	 Ø85 85x85	 Ø162 162x162	 Ø313 313x313
Ouverture du faisceau lumineux/ Amplitud del haz de luz	66°, 110°, 152°	96°, 106°, 142°	104°, 107°, 120°	106°, 110°, 116°
Source lumineuse/ Fuente luminosa	<b>COB LED</b> 3 W 320lm - 413 lm L80 B10=50,000h 2700 K, 3000 K, 4000 K SDCM <3 CRI >80, CRI >90	<b>COB LED</b> 8 W 900lm - 1116lm L80 B10=50,000h 2700 K, 3000 K, 4000 K SDCM <3 CRI >80, CRI >90  <b>Warm Dimming COB LED</b> 12 W 100lm - 1000lm L70 B50=50,000h 1700 K - 3000 K SDCM <4 CRI >95	<b>COB LED</b> 17 W, 24 W 2066 lm - 3537 lm L80 B10=50,000h 2700 K, 3000 K, 4000 K SDCM <3 CRI >80, CRI >90  <b>Warm Dimming COB LED</b> 25 W 100lm - 2500lm L70 B50=50,000h 1700 K - 3000 K SDCM <4 CRI >95	<b>LED ARRAY</b> 26 W, 35 W 1789 lm - 4096 lm L70 B50=50,000h 2700 K, 3000 K, 4000 K SDCM <3 CRI >80, CRI >90


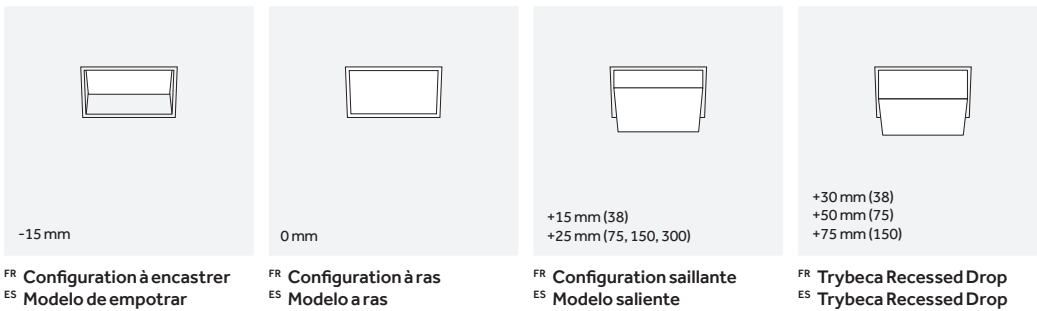
Dimensions et données techniques/ Dimensiones e información técnica	SURFACE			
	38 mm	75 mm	150 mm	300 mm
Trybeca Surface Round	 <p>Ø44 mm 216 mm p.278</p>	 <p>Ø81mm 216/320 mm p.278</p>	 <p>Ø158mm 216 mm p.279</p>	 <p>Ø340mm 160 mm p.280</p>
Trybeca Surface Square	 <p>44x44mm 216 mm p.282</p>	 <p>81x81mm 216/320 mm p.282</p>	 <p>158x158mm 216 mm p.283</p>	 <p>340x340mm 160 mm p.284</p>
Ouverture du faisceau lumineux/ Amplitud del haz de luz	66°, 110°, 152°	96°, 106°, 142°	104°, 107°, 120°	106°, 110°, 116°
Source lumineuse/ Fuente luminosa	<b>COB LED</b> 3 W 320 lm - 413 lm L80 B10=50,000h 2700 K, 3000 K, 4000 K SDCM <3 CRI >80, CRI >90	<b>COB LED</b> 8 W 900 lm - 1116 lm L80 B10=50,000h 2700 K, 3000 K, 4000 K SDCM <3 CRI >80, CRI >90  <b>Warm Dimming COB LED</b> 12 W 100 lm - 1000 lm L70 B50=50,000h 2000 K - 3000 K SDCM <4 CRI >95	<b>COB LED</b> 17 W, 24 W 2066 lm - 3537 lm L80 B10=50,000h 2700 K, 3000 K, 4000 K SDCM <3 CRI >80, CRI >90  <b>Warm Dimming COB LED</b> 25 W 100 lm - 2500 lm L70 B50=50,000h 2000 K - 3000 K SDCM <4 CRI >95	<b>LED ARRAY</b> 35 W 2797 lm - 4096 lm L70 B50=50,000h 2700 K, 3000 K, 4000 K SDCM <3 CRI >80, CRI >90

<p>Accessoires/ Accesorios</p>			
	<p>Accessoires de montage/ Accesorios de montaje</p>	 <p>Coffrage/ Encofrado</p>	 <p>Jeu d'entretoises/ Juego de distanciadores</p>
<p>Trybeca Surface Version as accessories</p>	 <p>Tige avec base ronde/ Tija con base redonda</p> <p> <input type="checkbox"/> 12  <input type="checkbox"/> 31         </p>	 <p>Tige avec base carrée/ Tija con base cuadrada</p> <p> <input type="checkbox"/> 12  <input type="checkbox"/> 31         </p>	 <p>Câble rouge en tissu avec base ronde/ Cable rojo en tejido con base redonda</p> <p> <input type="checkbox"/> 12  <input type="checkbox"/> 31         </p>

## Diffusers


FR Trybeca est muni de trois entretoises interchangeables qui permettent de déplacer le diffuseur dans une position encastrée, à ras ou saillante. La version Trybeca Recessed Drop offre un diffuseur nettement plus saillant qui se traduit par une distribution encore plus douce et captivante sur le plan esthétique.

ES Trybeca se suministra con tres distanciadores intercambiables para tres diferentes tipos de instalación del difusor: a ras, empotrado o saliente. El modelo Trybeca Recessed Drop cuenta con un difusor aún más saliente que garantiza una distribución de la luz aún más tenue y estéticamente cautivadora.



## LED

## COB



2700 K, 3000 K, 4000 K  
SDCM <3  
CRI > 80, CRI > 90

TM30  
Rf: 89, Rg: 103

L80 B10 = 50,000h

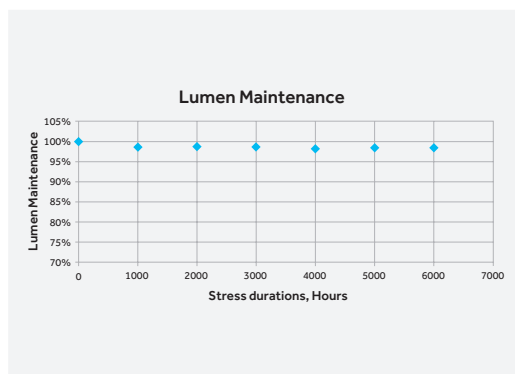
Ta: 85°

Tc: 85°

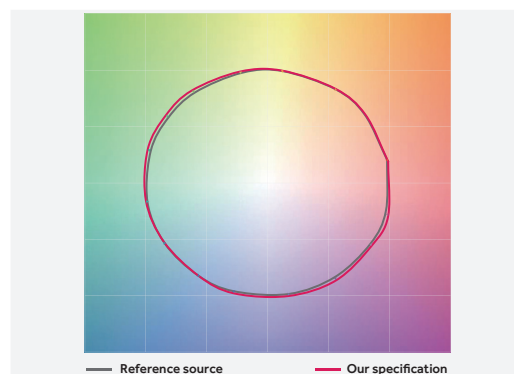
~6.000hr

Lm Maintenance: 98%  
(Source: LM80 test report)

Note:  
Trybeca 300 mm  
(MID POWER LED)

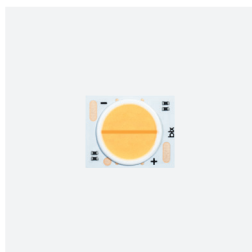


<sup>FR</sup> COB LED offrant d'excellentes performances, jusqu'à 154 lm/W (3 000 K, IRC > 80). Surface de sortie de la lumière (LES) de 6 mm à 13 mm, flux nominal de 400lm à 5 238lm. Lumière blanche uniforme et brillante avec une reproduction fidèle des couleurs.

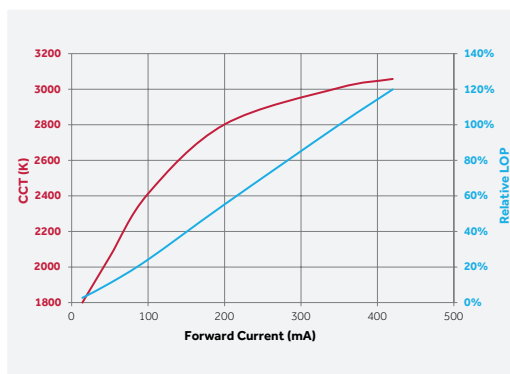


<sup>ES</sup> El LED COB cuenta con: excelente rendimiento hasta 154 lm/W (3000 K, CRI > 80), superficie emisora de luz (LES) de 6 mm a 13 mm, flujo nominal desde 400lm hasta 5238lm, luz blanca uniforme y brillante que reproduce fielmente los colores.

## Warm Dimming



1700K-3000K  
SDCM <4  
CRI>95  
L70/B50=50,000h



	R1	R2	R3	R4	R5	R6	R7	R8	R9	R10	R11	R12	R13	R14	R15	
Ra																
1700K	94	94	95	97	90	91	88	97	97	94	92	81	78	93	96	98
3000K	97	95	97	97	97	96	95	99	97	94	97	94	86	95	97	95


<sup>FR</sup> Notre solution allie deux puces en un seul COB LED. Grâce à cette configuration, l'alimentation est constituée d'un seul driver qui réduit progressivement l'ampérage d'entrée en fonction du rendement désiré. La réduction de l'alimentation des puces provoque la diminution du flux, et la température de couleur - issue de la combinaison de chaque température de couleur fixée - est équilibrée automatiquement en conséquence. Cette technologie offre une très large plage de réglage de la luminosité allée à une variation de la température de couleur très flexible et graduelle, comprise entre un maximum de 3 000 K et un minimum de 1 700 K. L'IRC et le rendu des couleurs sont excellents sur l'ensemble de la plage de gradation, avec des valeurs d'IRC allant jusqu'à 97 et de R9 pouvant atteindre 94.

<sup>ES</sup> Nuestra solución combina dos chip en un solo LED COB. Con esta configuración, la alimentación es un único driver que reduce gradualmente el amperaje en entrada en función del rendimiento deseado. Disminuyendo la alimentación a los chip, disminuye el flujo y, por consecuencia, la temperatura de color, resultante de la combinación de las varias temperaturas de color designadas, se regula automáticamente. Esta tecnología ofrece un rango de regulación de la intensidad luminosa muy amplio con una variación muy suave y gradual de la temperatura de color, desde un máximo de 3000K hasta un mínimo de 1700K. El IRC y la reproducción del color es excelente para todo el rango de regulación, con valores de IRC hasta 97 y un R9 de 94.

FR Corps de l'appareil  
ES Cuerpo del aparato



FR Entretoise en plastique pour trois positions du diffuseur : encastré, à ras, saillant.  
ES Distanciador en plástico para tres diferentes posiciones del difusor: de empotrar, a ras o saliente



FR Dissipateur  
ES Disipador



FR Diffuseur proposé dans un matériau de grande qualité ayant subi un traitement nanotechnologique de surface qui autorise d'excellentes performances et une émission uniforme de la lumière avec des rendements allant jusqu'à 87 %.  
ES Difusor de material de alta calidad con tratamiento nano superficial que permite obtener un excelente rendimiento (hasta el 87%) y una emisión uniforme de la luz.






Trybeca Recessed

[www.reggiani.net](http://www.reggiani.net)

#theilluminationcollective




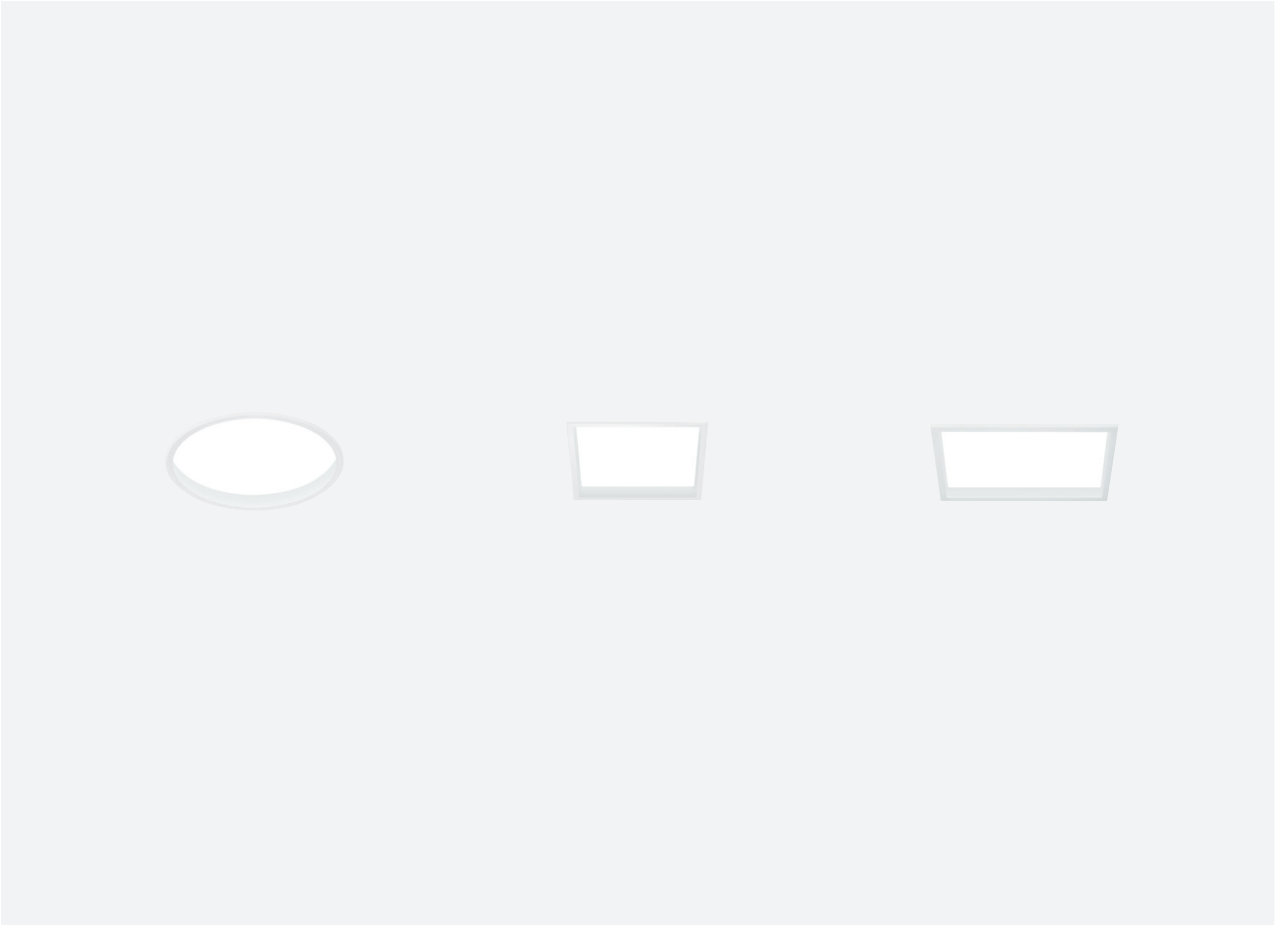
—

# Trybeca Recessed

# — Trybeca Recessed

FR Trybeca Recessed est une famille d'appareils d'éclairage à encastrer disponible dans 3 formes - le carré, le rectangle et le cercle - déclinées en 4 dimensions disposant d'une métrique commune : ceci permet une intégration harmonieuse des appareils, aussi bien entre eux qu'avec l'espace dans lequel ils sont installés. Trybeca Recessed est également disponible dans les versions Round Drop et Square Drop.


ES Trybeca Recessed es una familia de aparatos de empotrar que cuenta con 3 formas geométricas: el cuadrado, el rectángulo y el círculo, en 4 dimensiones de métrica común que facilita la integración entre los diferentes tamaños. Trybeca Recessed se encuentra disponible también en el modelo Round Drop y Square Drop.



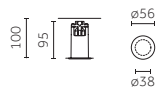




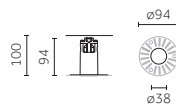
## Round | 38 mm



Collerette apparente/  
Con aro visibile



Collerette invisibile/  
Con aro invisibile



Code example:

X . BH1A0 . HW 12

Accessories: p.258  
Drivers: p.270-271  
Finishes: p.240  
Photometric data:  
www.reggiani.net

Diffuser positions:




### 3 W COB LED

Lumen delivered up to 290lm / Lumen maintenance: L80 B10=50,000h

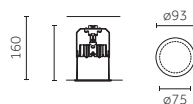
Driver	Version	Light beam*	LED	K	CRI	lm	SDCM	Finishes
X Not included	BH1A0 Visibletrim	Very-wide	HW	2700	>90	320	<3	12
	CH1A0 Trimless	Very-wide	HQ	3000	>90	346	<3	31
			WW	3000	>80	401	<3	
			NN	4000	>80	413	<3	

LED nominal lumen

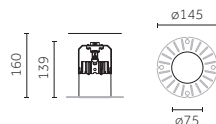
## Round | 75 mm



Collerette apparente/  
Con aro visibile



Collerette invisibile/  
Con aro invisibile

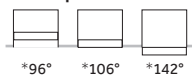


Code example:

X . BH1C0 . HW 12

Accessories: p.258  
Drivers: p.270-271  
Finishes: p.240  
Photometric data:  
www.reggiani.net

Diffuser positions:



### 8 W COB LED

Lumen delivered up to 890lm / Lumen maintenance: L80 B50=50,000h

Driver	Version	Light beam*	LED	K	CRI	lm	SDCM	Finishes
X Not included	BH1C0 Visibletrim	Very-wide	HW	2700	>90	900	<3	12
	CH1C0 Trimless	Very-wide	HQ	3000	>90	936	<3	31
			WW	3000	>80	1104	<3	
			NN	4000	>80	1116	<3	

LED nominal lumen


### 12 W Warm Dimming COB LED

Lumen delivered up to 790lm / Lumen maintenance: L70 B50=50,000h

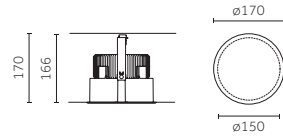
Driver	Version	Light beam*	LED	K	CRI	lm	SDCM	Finishes
X Not included	BC030 Visibletrim	Very-wide	DT	1700-3000	>95	100-1000	<4	12
	CC030 Trimless	Very-wide						31

LED nominal lumen

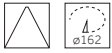
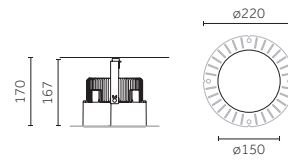
## Round | 150 mm



Collerette apparente/  
Conaro visibile



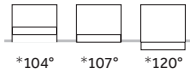
Collerette invisibile/  
Conaro invisibile



Code example:  
**X . BH1H0 . HW 12**

Accessories: p.258  
Drivers: p.270-271  
Finishes: p.240  
Photometric data:  
www.reggiani.net

Diffuser positions:



### 17 W COB LED Lumen delivered up to 2100 lm / Lumen maintenance: L80 B10=50,000h

Driver	Version	Light beam*	LED	K	CRI	lm	SDCM	Finishes
X Not included	<b>BH1H0</b> Visible trim	Very-wide	<b>HW</b>	2700	>90	2066	<3	<b>12</b>
	<b>CH1H0</b> Trimless	Very-wide	<b>HQ</b>	3000	>90	2072	<3	<b>31</b>
			<b>WW</b>	3000	>80	2543	<3	
			<b>NN</b>	4000	>80	2668	<3	

LED nominal lumen

### 24 W COB LED Lumen delivered up to 2800 lm / Lumen maintenance: L80 B10=50,000h

Driver	Version	Light beam*	LED	K	CRI	lm	SDCM	Finishes
X Not included	<b>BH1E0</b> Visible trim	Very-wide	<b>HW</b>	2700	>90	2690	<3	<b>12</b>
	<b>CH1E0</b> Trimless	Very-wide	<b>HQ</b>	3000	>90	2744	<3	<b>31</b>
			<b>WW</b>	3000	>80	3384	<3	
			<b>NN</b>	4000	>80	3537	<3	


LED nominal lumen

### 25 W Warm Dimming COB LED Lumen delivered up to 1900 lm / Lumen maintenance: L70 B50=50,000h

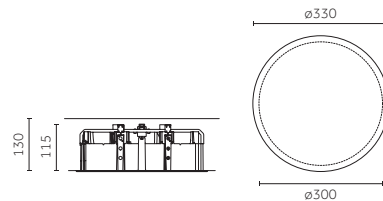
Driver	Version	Light beam*	LED	K	CRI	lm	SDCM	Finishes
X Not included	<b>BC070</b> Visible trim	Very-wide	<b>DT</b>	1700-3000	>95	100-2500	<4	<b>12</b>
	<b>CC070</b> Trimless	Very-wide						<b>31</b>

LED nominal lumen

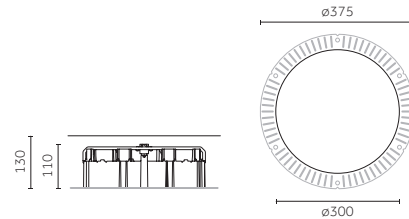
## Round | 300 mm



Collerette apparente/  
Conaro visibile



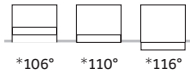
Collerette invisibile/  
Conaro invisibile



Code example:  
**X . BC0L0 . HW 12**

Accessories: p.258  
Drivers: p.270-271  
Finishes: p.240  
Photometric data:  
www.reggiani.net

Diffuser positions:



### 35 W LED ARRAY Lumen delivered up to 3275 lm / Lumen maintenance: L70 B50=50,000h

Driver	Version	Light beam*	LED	K	CRI	lm	SDCM	Finishes
X Not included	<b>BC0L0</b> Visible trim	Very-wide	<b>HW</b>	2700	>90	2797	<3	<b>12</b>
	<b>CC0L0</b> Trimless	Very-wide	<b>HQ</b>	3000	>90	3360	<3	<b>31</b>
			<b>WW</b>	3000	>80	3818	<3	
			<b>NN</b>	4000	>80	4096	<3	

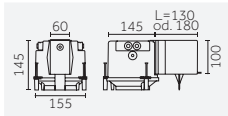
LED nominal lumen



## Round | Accessories

Accessoires de montage/  
Accesorios de montaje

Round | 38 mm



**Description**

Coffrage/  
Encofrado

**Code**

**0.40190.0000**



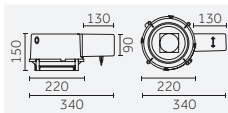
**Description**

Jeu d'entretoises/  
Juego de distanciadores

**Code**

**1.38223.0000**

Round | 75 mm



**Description**

Coffrage/  
Encofrado

**Code**

**0.40191.0000**



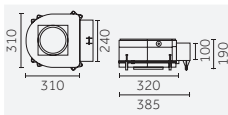
**Description**

Jeu d'entretoises/  
Juego de distanciadores

**Code**

**1.37824.0000**

Round | 150 mm



**Description**

Coffrage/  
Encofrado

**Code**

**0.40193.0000**



**Description**

Jeu d'entretoises/  
Juego de distanciadores

**Code**

**1.37824.0000**

Round | 300 mm



**Description**

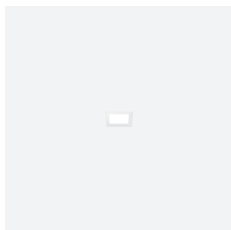
Jeu d'entretoises/  
Juego de distanciadores

**Code**

**1.38410.0000**



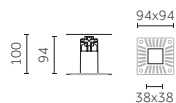
## Square | 38 mm



Collerette apparente/  
Con aro visibile



Collerette invisibile/  
Con aro invisibile



Code example:  
**X** . **DH1A0** . **HW** **12**

Accessories: p.262  
Drivers: p.270-271  
Finishes: p.240  
Photometric data:  
www.reggiani.net

Diffuser positions:




### 3 W COB LED

Lumen delivered up to 290lm / Lumen maintenance: L80 B10=50,000h

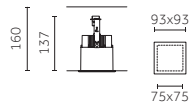
Driver	Version	Light beam*	LED	K	CRI	lm	SDCM	Finishes
<b>X</b> Not included	<b>DH1A0</b> Visibletrim	Very-wide	<b>HW</b>	2700	>90	320	< 3	<b>12</b>
	<b>FH1A0</b> Trimless	Very-wide	<b>HQ</b>	3000	>90	346	< 3	<b>31</b>
			<b>WW</b>	3000	>80	401	< 3	
			<b>NN</b>	4000	>80	413	< 3	

LED nominal lumen

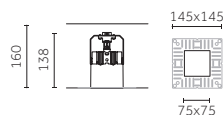
## Square | 75 mm



Collerette apparente/  
Con aro visibile



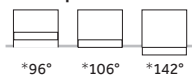
Collerette invisibile/  
Con aro invisibile



Code example:  
**X** . **DH1C0** . **HW** **12**

Accessories: p.262  
Drivers: p.270-271  
Finishes: p.240  
Photometric data:  
www.reggiani.net

Diffuser positions:



### 8 W COB LED

Lumen delivered up to 890lm / Lumen maintenance: L80 B10=50,000h

Driver	Version	Light beam*	LED	K	CRI	lm	SDCM	Finishes
<b>X</b> Not included	<b>DH1C0</b> Visibletrim	Very-wide	<b>HW</b>	2700	>90	900	< 3	<b>12</b>
	<b>FH1C0</b> Trimless	Very-wide	<b>HQ</b>	3000	>90	936	< 3	<b>31</b>
			<b>WW</b>	3000	>80	1104	< 3	
			<b>NN</b>	4000	>80	1116	< 3	

LED nominal lumen


### 12 W Warm Dimming COB LED

Lumen delivered up to 790lm / Lumen maintenance: L70 B50=50,000h

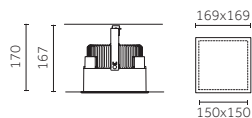
Driver	Version	Light beam*	LED	K	CRI	lm	SDCM	Finishes
<b>X</b> Not included	<b>DC030</b> Visibletrim	Very-wide	<b>DT</b>	1700-3000	>95	100-1000	< 4	<b>12</b>
	<b>FC030</b> Trimless	Very-wide						<b>31</b>

LED nominal lumen

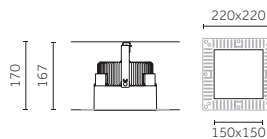
## Square | 150 mm



Colerette apparente/  
Conaro visibile



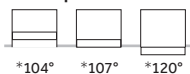
Colerette invisibile/  
Conaro invisibile



Code example:  
**X . DH1H0 . HW 12**

Accessories: p.262  
Drivers: p.270-271  
Finishes: p.240  
Photometric data:  
www.reggiani.net

**Diffuser positions:**



**17 W COB LED** Lumen delivered up to 2100 lm / Lumen maintenance: L80 B10=50,000h

Driver	Version	Light beam*	LED	K	CRI	lm	SDCM	Finishes
X Not included	DH1H0 Visible trim	Very-wide	HW	2700	>90	2066	< 3	12
	FH1H0 Trimless	Very-wide	HQ	3000	>90	2072	< 3	31
			WW	3000	>80	2543	< 3	
			NN	4000	>80	2668	< 3	

LED nominal lumen

**24 W COB LED** Lumen delivered up to 2800 lm / Lumen maintenance: L80 B10=50,000h

Driver	Version	Light beam*	LED	K	CRI	lm	SDCM	Finishes
X Not included	DH1E0 Visible trim	Very-wide	HW	2700	>90	2690	< 3	12
	FH1E0 Trimless	Very-wide	HQ	3000	>90	2744	< 3	31
			WW	3000	>80	3384	< 3	
			NN	4000	>80	3537	< 3	

LED nominal lumen

**25 W Warm Dimming COB LED** Lumen delivered up to 1900 lm / Lumen maintenance: L70 B50=50,000h

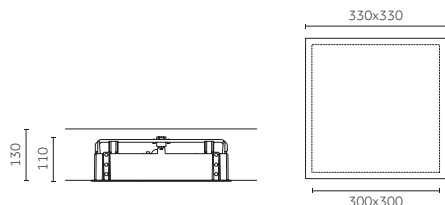
Driver	Version	Light beam*	LED	K	CRI	lm	SDCM	Finishes
X Not included	DC070 Visible trim	Very-wide	DT	1700-3000	>95	100-2500	< 4	12
	FC070 Trimless	Very-wide						31

LED nominal lumen

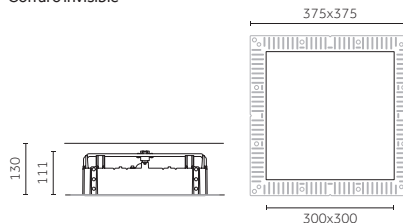
## Square | 300 mm



Colerette apparente/  
Conaro visibile



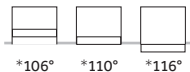
Colerette invisibile/  
Conaro invisibile



Code example:  
**X . DC0L0 . HW 12**

Accessories: p.262  
Drivers: p.270-271  
Finishes: p.240  
Photometric data:  
www.reggiani.net

**Diffuser positions:**



**35 W LED ARRAY** Lumen delivered up to 3200 lm / Lumen maintenance: L70 B50=50,000h

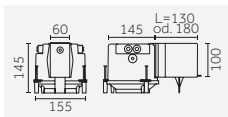
Driver	Version	Light beam*	LED	K	CRI	lm	SDCM	Finishes
X Not included	DC0L0 Visible trim	Very-wide	HW	2700	>90	2913	< 3	12
	FC0L0 Trimless	Very-wide	HQ	3000	>90	3500	< 3	31
			WW	3000	>80	3800	< 3	
			NN	4000	>80	4070	< 3	

LED nominal lumen

## Square | Accessories

Accessoires de montage/  
Accesorios de montaje

Round | 38 mm



**Description**

Coffrage/  
Encofrado

**Code**

**0.40190.0000**



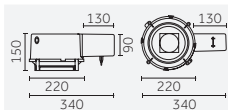
**Description**

Jeu d'entretoises/  
Juego de distanciadores

**Code**

**1.38223.0000**

Round | 75 mm




**Description**

Coffrage/  
Encofrado

**Code**

**0.40191.0000**



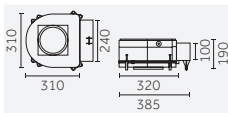
**Description**

Jeu d'entretoises/  
Juego de distanciadores

**Code**

**1.37824.0000**

Round | 150 mm




**Description**

Coffrage/  
Encofrado

**Code**

**0.40193.0000**



**Description**

Jeu d'entretoises/  
Juego de distanciadores

**Code**

**1.37824.0000**

Round | 300 mm



**Description**


Jeu d'entretoises/  
Juego de distanciadores

**Code**

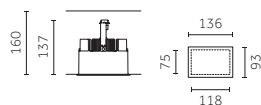
**1.38410.0000**



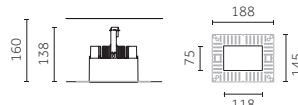
## Rectangular | 75 mm



Collerette apparente/  
Con aro visibile



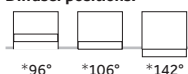
Collerette invisibile/  
Con aro invisibile



Code example:  
**X . GH1C0 . HW 12**

Accessories: p.265  
Drivers: p.270-271  
Finishes: p.240  
Photometric data:  
www.reggiani.net

Diffuser positions:



8 W		COB LED		Lumen delivered up to 890 lm / Lumen maintenance: L80 B10=50,000h					
Driver	Version	Light beam*	LED	K	CRI	lm	SDCM	Finishes	
X Not included	<b>GH1C0</b> Visible trim	Very-wide	<b>HW</b>	2700	>90	900	< 3	<b>12</b>	
	<b>HH1C0</b> Trimless	Very-wide	<b>HQ</b>	3000	>90	936	< 3	<b>31</b>	
			<b>WW</b>	3000	>80	1104	< 3		
			<b>NN</b>	4000	>80	1116	< 3		

LED nominal lumen

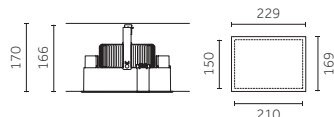
12 W		Warm Dimming COB LED		Lumen delivered up to 790 lm / Lumen maintenance: L70 B50=50,000h					
Driver	Version	Light beam*	LED	K	CRI	lm	SDCM	Finishes	
X Not included	<b>GC030</b> Visible trim	Very-wide	<b>DT</b>	1700-3000	>95	100-1000	< 4	<b>12</b>	
	<b>HC030</b> Trimless	Very-wide						<b>31</b>	

LED nominal lumen

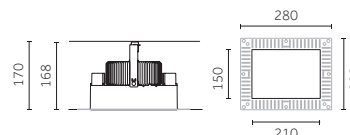
## Rectangular | 150 mm



Collerette apparente/  
Con aro visibile



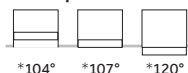
Collerette invisibile/  
Con aro invisibile



Code example:  
**X . GH1H0 . HW 12**

Accessories: p.265  
Drivers: p.270-271  
Finishes: p.240  
Photometric data:  
www.reggiani.net

Diffuser positions:



17 W		COB LED		Lumen delivered up to 2100 lm / Lumen maintenance: L80 B10=50,000h					
Driver	Version	Light beam*	LED	K	CRI	lm	SDCM	Finishes	
X Not included	<b>GH1H0</b> Visible trim	Very-wide	<b>HW</b>	2700	>90	2066	< 3	<b>12</b>	
	<b>HH1H0</b> Trimless	Very-wide	<b>HQ</b>	3000	>90	2072	< 3	<b>31</b>	
			<b>WW</b>	3000	>80	2543	< 3		
			<b>NN</b>	4000	>80	2668	< 3		

LED nominal lumen

24 W		COB LED		Lumen delivered up to 2800 lm / Lumen maintenance: L80 B10=50,000h					
Driver	Version	Light beam*	LED	K	CRI	lm	SDCM	Finishes	
X Not included	<b>GH1E0</b> Visible trim	Very-wide	<b>HW</b>	2700	>90	2690	< 3	<b>12</b>	
	<b>HH1E0</b> Trimless	Very-wide	<b>HQ</b>	3000	>90	2744	< 3	<b>31</b>	
			<b>WW</b>	3000	>80	3384	< 3		
			<b>NN</b>	4000	>80	3537	< 3		

LED nominal lumen

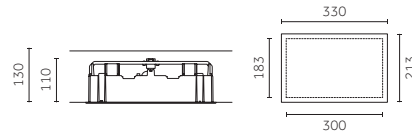
25 W		Warm Dimming COB LED		Lumen delivered up to 1900 lm / Lumen maintenance: L70 B50=50,000h					
Driver	Version	Light beam*	LED	K	CRI	lm	SDCM	Finishes	
X Not included	<b>GC070</b> Visible trim	Very-wide	<b>DT</b>	1700-3000	>95	100-2500	< 4	<b>12</b>	
	<b>HC070</b> Trimless	Very-wide						<b>31</b>	

LED nominal lumen

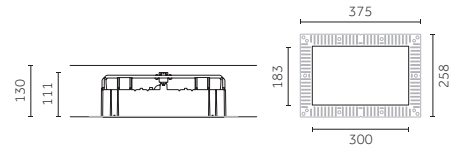
## Rectangular | 300 mm



Colerette apparente/  
Conaro visibile



Colerette invisible/  
Conaro invisible



Code example:

X . GC0F0 . HW 12

Accessories: p.265

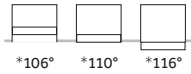
Drivers: p.270-271

Finishes: p.240

Photometric data:

www.reggiani.net

Diffuser positions:



### 26 W LED ARRAY

Lumen delivered up to 2090 lm / Lumen maintenance: L70 B50=50,000h

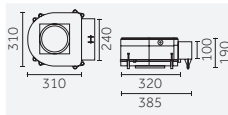
Driver	Version	Light beam*	LED	K	CRI	lm	SDCM	Finishes
X Not included	GC0F0 Visible trim	Very-wide	HW	2700	>90	1789	< 3	12
	HC0F0 Trimless	Very-wide	HQ	3000	>90	2150	< 3	31
			WW	3000	>80	2436	< 3	
			NN	4000	>80	2613	< 3	

LED nominal lumen

## Rectangular | Accessories

Accessoires de montage/  
Accesorios de montaje

Rectangular | 75 mm



Description

Coffrage/  
Encofrado

Code

0.40192.0000



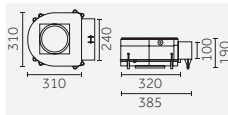
Description

Jeu d'entretoises/  
Juego de distanciadores

Code

1.37824.0000

Rectangular | 150 mm



Description

Coffrage/  
Encofrado

Code

0.40193.0000



Description

Jeu d'entretoises/  
Juego de distanciadores

Code

1.37824.0000

Rectangular | 300 mm



Description

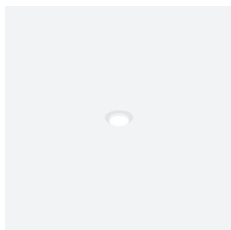
Jeu d'entretoises/  
Juego de distanciadores

Code

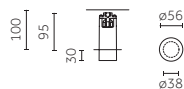
1.38410.0000



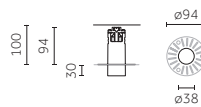
## Round Drop | 38 mm



Collerette apparente/  
Con aro visibile



Collerette invisibile/  
Con aro invisibile



Code example:

X . LC0A0 . HW 12

Accessories: p.267  
Drivers: p.270-271  
Finishes: p.240  
Photometric data:  
www.reggiani.net

Diffuser positions:



\*152°

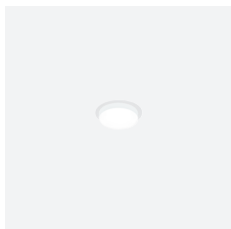
### 3 W COB LED

Lumen delivered up to 290lm / Lumen maintenance: L80 B10=50,000h

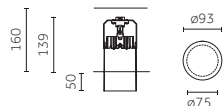
Driver	Version	Light beam*	LED	K	CRI	lm	SDCM	Finishes
X Not included	LC0A0 Visibletrim	Very-wide	HW	2700	>90	320	<3	12
	MC0A0 Trimless	Very-wide	HQ	3000	>90	346	<3	31
			WW	3000	>80	401	<3	
			NN	4000	>80	413	<3	

LED nominal lumen

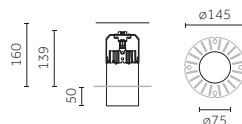
## Round Drop | 75 mm



Collerette apparente/  
Con aro visibile



Collerette invisibile/  
Con aro invisibile



Code example:

X . LC0C0 . HW 12

Accessories: p.267  
Drivers: p.270-271  
Finishes: p.240  
Photometric data:  
www.reggiani.net

Diffuser positions:



\*142°


### 8 W COB LED

Lumen delivered up to 890lm / Lumen maintenance: L80 B10=50,000h

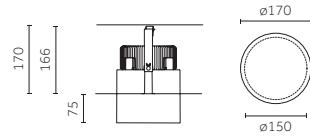
Driver	Version	Light beam*	LED	K	CRI	lm	SDCM	Finishes
X Not included	LC0C0 Visibletrim	Very-wide	HW	2700	>90	900	<3	12
	MC0C0 Trimless	Very-wide	HQ	3000	>90	936	<3	31
			WW	3000	>80	1104	<3	
			NN	4000	>80	1116	<3	

LED nominal lumen

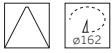
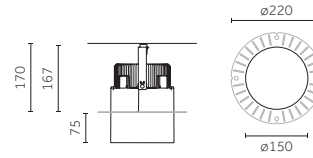
# Round Drop | 150 mm



Collerette apparente/  
Conaro visibile



Collerette invisible/  
Conaro invisible



Code example:  
**X . LH1H0 . HW 12**

Accessories: p.267  
Drivers: p.270-271  
Finishes: p.240  
Photometric data:  
www.reggiani.net

Diffuser positions:



## 17 W COBLED Lumen delivered up to 2100 lm / Lumen maintenance: L80 B10=50,000h

Driver	Version	Light beam*	LED	K	CRI	lm	SDCM	Finishes
X Not included	<b>LH1H0</b> Visible trim	Very-wide	<b>HW</b>	2700	>90	2066	<3	<b>12</b>
	<b>MH1H0</b> Trimless	Very-wide	<b>HQ</b>	3000	>90	2072	<3	<b>31</b>
			<b>WW</b>	3000	>80	2543	<3	
			<b>NN</b>	4000	>80	2668	<3	

LED nominal lumen

## 24 W COBLED Lumen delivered up to 2800 lm / Lumen maintenance: L80 B10=50,000h

Driver	Version	Light beam*	LED	K	CRI	lm	SDCM	Finishes
X Not included	<b>LC0E0</b> Visible trim	Very-wide	<b>HW</b>	2700	>90	2690	<3	<b>12</b>
	<b>MC0E0</b> Trimless	Very-wide	<b>HQ</b>	3000	>90	2744	<3	<b>31</b>
			<b>WW</b>	3000	>80	3384	<3	
			<b>NN</b>	4000	>80	3537	<3	

LED nominal lumen

## 25 W Warm Dimming COBLED Lumen delivered up to 1900 lm / Lumen maintenance: L70 B50=50,000h

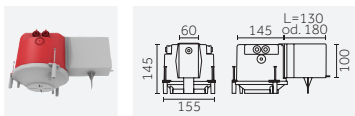
Driver	Version	Light beam*	LED	K	CRI	lm	SDCM	Finishes
X Not included	<b>LC070</b> Visible trim	Very-wide	<b>DT</b>	1700-3000	>95	100-2500	<4	<b>12</b>
	<b>MC070</b> Trimless	Very-wide						<b>31</b>

LED nominal lumen

# Round Drop | Accessories

Accessoires de montage/  
Accesorios de montaje

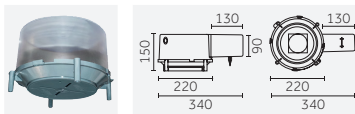
### Round Drop | 38 mm



Description  
Coffrage/  
Encofrado

Code  
**0.40190.0000**

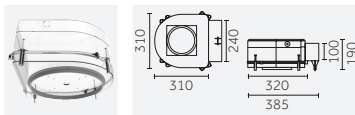
### Round Drop | 75 mm



Description  
Coffrage/  
Encofrado

Code  
**0.40191.0000**

### Round Drop | 150 mm

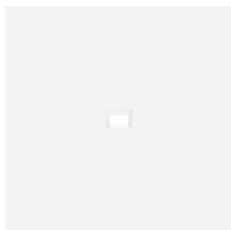


Description  
Coffrage/  
Encofrado

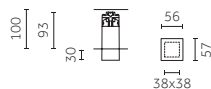
Code  
**0.40193.0000**

## Square Drop | 38 mm

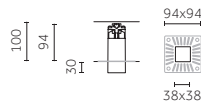
Risk 1 0.22 IP20 850° CE CB EAC



Collerette apparente/  
Con aro visibile



Collerette invisibile/  
Con aro invisibile



Code example:

X . NC0A0 . HW 12

Accessories: p.269  
Drivers: p.270-271  
Finishes: p.240  
Photometric data:  
www.reggiani.net

Diffuser positions:



\*152°

3W COB LED


Lumen delivered up to 290lm / Lumen maintenance: L80 B10=50,000h

Driver	Version	Light beam*	LED	K	CRI	lm	SDCM	Finishes
X Not included	NC0A0 Visibletrim	Very-wide	HW	2700	>90	320	<3	12
	PC0A0 Trimless	Very-wide	HQ	3000	>90	346	<3	31
			WW	3000	>80	401	<3	
			NN	4000	>80	413	<3	

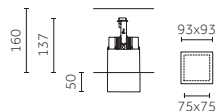
LED nominal lumen

## Square Drop | 75 mm

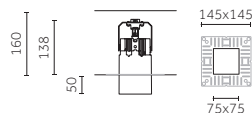
Risk 1 0.45 IP20 850° CE CB EAC



Collerette apparente/  
Con aro visibile



Collerette invisibile/  
Con aro invisibile



Code example:

X . NC0C0 . HW 12

Accessories: p.269  
Drivers: p.270-271  
Finishes: p.240  
Photometric data:  
www.reggiani.net

Diffuser positions:



\*142°


8W COB LED

Lumen delivered up to 890lm / Lumen maintenance: L80 B10=50,000h

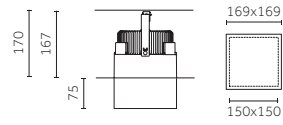
Driver	Version	Light beam*	LED	K	CRI	lm	SDCM	Finishes
X Not included	NC0C0 Visibletrim	Very-wide	HW	2700	>90	900	<3	12
	PC0C0 Trimless	Very-wide	HQ	3000	>90	936	<3	31
			WW	3000	>80	1104	<3	
			NN	4000	>80	1116	<3	

LED nominal lumen

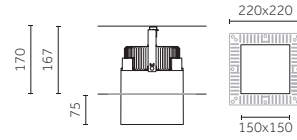
## Square Drop | 150 mm



Collerette apparente/  
Conaro visibile



Collerette invisible/  
Conaro invisibile



Code example:

X . NH1H0 . HW 12

Accessories: p.269

Drivers: p.270-271

Finishes: p.240

Photometric data:

www.reggiani.net

Diffuser positions:



\*120°

### 17 W COB LED

Lumen delivered up to 2100 lm/ Lumen maintenance: L80 B10=50,000h

Driver	Version	Light beam*	LED	K	CRI	lm	SDCM	Finishes
X Not included	NH1H0 Visible trim	Very-wide	HW	2700	>90	2066	<3	12
	PH1H0 Trimless	Very-wide	HQ	3000	>90	2072	<3	31
			WW	3000	>80	2543	<3	
			NN	4000	>80	2668	<3	

LED nominal lumen

### 24 W COB LED

Lumen delivered up to 2800 lm/ Lumen maintenance: L80 B10=50,000h

Driver	Version	Light beam*	LED	K	CRI	lm	SDCM	Finishes
X Not included	NC0E0 Visible trim	Very-wide	HW	2700	>90	2690	<3	12
	PC0E0 Trimless	Very-wide	HQ	3000	>90	2744	<3	31
			WW	3000	>80	3384	<3	
			NN	4000	>80	3537	<3	

LED nominal lumen

### 25 W Warm Dimming COB LED

Lumen delivered up to 1900 lm/ Lumen maintenance: L70 B50=50,000h

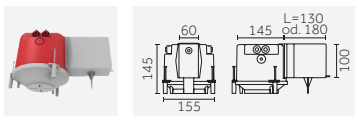
Driver	Version	Light beam*	LED	K	CRI	lm	SDCM	Finishes
X Not included	NC070 Visible trim	Very-wide	DT	1700-3000	>95	100-2500	<4	12
	PC070 Trimless	Very-wide						31

LED nominal lumen

## Square Drop | Accessories

Accessoires de montage/  
Accesorios de montaje

Square Drop | 38 mm



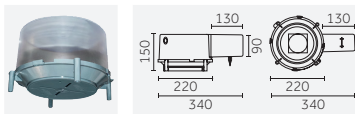
Description

Coffrage/  
Encofrado

Code

0.40190.0000

Square Drop | 75 mm



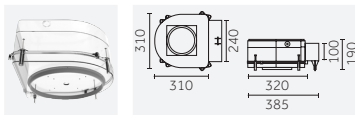
Description

Coffrage/  
Encofrado

Code

0.40191.0000

Square Drop | 150 mm



Description

Coffrage/  
Encofrado


Code

0.40193.0000

## Electrical Devices | 38 mm

### Platines d'alimentation/ Drivers




#### 3 W COBLED

Type	Code	W	Size (mm)	Cut-out	Tech. specifications	mA	Connectable fixtures	Max.distance	Cable section
On/Off	0.30350.0000	10		29 mm	220-240Vac / 50/60Hz	350	Max: 1	20 m	1.5 mm <sup>2</sup>




## Electrical Devices | 75 mm

### Platines d'alimentation/ Drivers

#### 8 W COBLED

Type	Code	W	Size (mm)	Cut-out	Tech. specifications	mA	Connectable fixtures	Max.distance	Cable section
On/Off	0.30351.0000	20		56 mm	198-264Vac 170-280Vdc / 0,50/60Hz	500	Max: 1	20 m	1.5 mm <sup>2</sup>
Dimm 1-10V	V.30351.0000	20		56 mm	99-264Vac 170-280Vdc / 0,50/60Hz	500	Max: 1	20 m	1.5 mm <sup>2</sup>
DALI	D.30351.0000	20		56 mm	99-264Vac 176-264Vdc / 0,50/60Hz	500	Max: 1	20 m	1.5 mm <sup>2</sup>




#### 12 W Warm Dimming COBLED

Type	Code	W	Size (mm)	Cut-out	Tech. specifications	mA	Connectable fixtures	Max.distance	Cable section
Phase-cut	T.30412.0000	18		52 mm	220-240Vac / 50/60Hz	350	Max: 1	20 m	1.5 mm <sup>2</sup>
Dimm 1-10V	V.30341.0000	33		45 mm	120-277Vac / 50/60Hz	350	Max: 1	20 m	1.5 mm <sup>2</sup>
DALI	D.30341.0000	36		54 mm	198-264Vac 170-280Vdc / 0,50/60Hz	350	Max: 1	20 m	1.5 mm <sup>2</sup>




## Electrical Devices | 150 mm

### Platines d'alimentation/ Drivers




#### 17 W COBLED

Type	Code	W	Size (mm)	Cut-out	Tech. specifications	mA	Connectable fixtures	Max.distance	Cable section
On/Off	0.30352.0000	20		56 mm	198-264Vac 170-280Vdc / 0,50/60Hz	500	Max: 1	20 m	1.5 mm <sup>2</sup>
Dimm 1-10V	V.30400.0000	20		45 mm	99-264Vac 170-280Vdc / 0,50/60Hz	500	Max: 1	20 m	1.5 mm <sup>2</sup>
DALI	D.30400.0000	20		56 mm	99-264Vac 176-264Vdc / 0,50/60Hz	500	Max: 1	20 m	1.5 mm <sup>2</sup>

#### 24 W COBLED

Type	Code	W	Size (mm)	Cut-out	Tech. specifications	mA	Connectable fixtures	Max.distance	Cable section
On/Off	0.30353.0000	38		52 mm	198-264Vac 176-264Vdc / 0,50/60Hz	700	Max: 1	20 m	1.5 mm <sup>2</sup>
Dimm 1-10V	V.30023.0000	33		45 mm	220-240Vac / 50/60Hz	700	Max: 1	20 m	1.5 mm <sup>2</sup>
DALI	D.30023.0000	32		70 mm	99-264Vac 176-264Vdc / 0,50/60Hz	700	Max: 1	20 m	1.5 mm <sup>2</sup>




#### 25 W Warm Dimming COBLED

Type	Code	W	Size (mm)	Cut-out	Tech. specifications	mA	Connectable fixtures	Max.distance	Cable section
Phase-cut	M.30023.T000	33		45 mm	220-240Vac / 50/60Hz	700	Max: 1	20 m	1.5 mm <sup>2</sup>
Dimm 1-10V	V.30343.0000	33		45 mm	120-277Vac / 50/60Hz	700	Max: 1	20 m	1.5 mm <sup>2</sup>
DALI	D.30344.0000	36		45 mm	198-264Vac 170-280Vdc / 0,50/60Hz	700	Max: 1	20 m	1.5 mm <sup>2</sup>

## Electrical Devices | 300 mm | Round | Square

### Platines d'alimentation/ Drivers




#### 35 W COB LED

Type	Code	W	Size (mm)	Cut-out	Tech. specifications	mA	Connectable fixtures	Max.distance	Cable section
On/Off	<b>0.30403.0000</b>	45		82 mm	99-264Vac 170-280Vdc / 0,50/60Hz	1400	Min: 1	20m	1.5 mm <sup>2</sup>
Dimm 1-10V	<b>V.30407.0000</b>	40		81 mm	220-240Vac / 50/60Hz	1400	Min: 1	20m	1.5 mm <sup>2</sup>
DALI	<b>D.30403.0000</b>	50		80 mm	99-264Vac 176-264Vdc / 0,50/60Hz	1400	Min: 1	20m	1.5 mm <sup>2</sup>





## Electrical Devices | 300 mm | Rectangular

### Platines d'alimentation/ Drivers

#### 26 W COB LED

Type	Code	W	Size (mm)	Cut-out	Tech. specifications	mA	Connectable fixtures	Max.distance	Cable section
On/Off	<b>0.30406.0000</b>	35		53 mm	220-240Vac / 50/60Hz	1050	Min: 1	20m	1.5 mm <sup>2</sup>
Dimm 1-10V	<b>V.30406.0000</b>	39		71 mm	99-264Vac 170-280Vdc / 0,50/60Hz	1050	Min: 1	20m	1.5 mm <sup>2</sup>
DALI	<b>D.30406.0000</b>	35		80 mm	220-240Vac / 50/60Hz	1050	Min: 1	20m	1.5 mm <sup>2</sup>

### Autres dispositifs/ Otros dispositivos

Type	Code	Size (mm)	Cut-out	Tech. specifications	Connectable fixtures	Max.distance	Cable section
 Groupe de secours à lumière permanente 1h* / Equipo de emergencia de tipo siempre operativo con autonomía de 1h*	<b>0.35081.0000</b>		106 mm	220-240V / 50/60 Hz	Max: 1	20m	1.5 mm <sup>2</sup>
 Groupe de secours à lumière permanente 3h* / Equipo de emergencia de tipo siempre operativo con autonomía de 3h*	<b>0.35081.UK00</b>		106 mm	220-240V / 50/60 Hz	Max: 1	20m	1.5 mm <sup>2</sup>

\*Pour appareils LED (8,5-17W), batteries Ni/Cd / Para aparatos LED (8,5-17W) con baterías Ni/Cd



—

# Trybeca Surface



# — Trybeca Surface

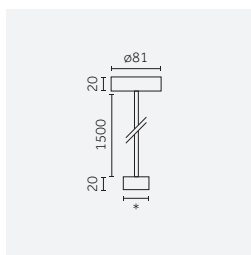
FR Trybeca Surface renferme dans une seule solution des prestations élevées et la flexibilité garantie par trois positions différentes du diffuseur, en mesure de créer un effet lumineux doux. La possibilité de choisir entre quatre dimensions différentes permet de concevoir des solutions sur mesure en fonction des proportions et des hauteurs de plafond des espaces à éclairer. Grâce à son design, caractérisé par l'absence de vis et de détails techniques visibles, Trybeca peut s'intégrer aux espaces avec élégance et discrétion.

ES Trybeca Surface reúne en un solo aparato elevadas prestaciones y gran flexibilidad. La posibilidad de elección entre cuatro diferentes tamaños permite proyectar soluciones a medida en función de las proporciones y de las alturas de los techos de los entornos a iluminar. El diseño, caracterizado por la falta de tornillos y piezas técnicas visibles, permite su instalación en los espacios de forma elegante y discreta.



FR Trybeca Surface peut facilement devenir un appareil en suspension à l'aide de la tige ou du câble en tissu fournis comme accessoires.

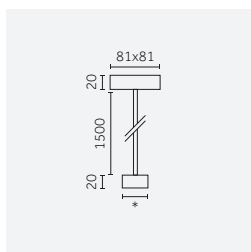
ES Trybeca Surface puede transformarse fácilmente en una luminaria para suspender utilizando la tija o el cable de tejido.



FR \*Disponible pour 38, 75 et 150 mm.  
Longueur : jusqu'à 1 500 mm.  
Au-delà de 1 500 mm sur demande.

ES \*Disponible para: 38, 75, 150 mm.  
Longitud: hasta 1500 mm.  
Más de 1500 mm bajo pedido.

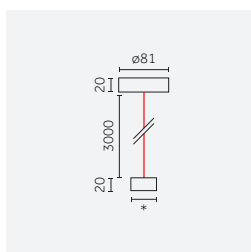
FR Tige avec base ronde  
ES Tija con base redonda



FR \*Disponible pour 38, 75 et 150 mm.  
Longueur : jusqu'à 1 500 mm.  
Au-delà de 1 500 mm sur demande.  
Câble en tissu blanc ou noir sur demande.

ES \*Disponible para: 38, 75, 150 mm.  
Longitud: hasta 1500 mm.  
Más de 1500 mm bajo pedido.  
Cable en tejido blanco o negro bajo pedido.

FR Tige avec base carrée  
ES Tija con base cuadrada



FR \*Disponible pour 38, 75 et 150 mm.  
Longueur : jusqu'à 3 000 mm.  
Longueur personnalisée sur demande.

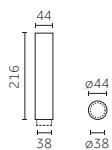
ES \*Disponible para: 38, 75, 150 mm.  
Longitud: hasta 3000 mm.  
Longitud personalizada bajo pedido.

FR Câble rouge en tissu avec base ronde  
ES Cable rojo en tejido con base redonda





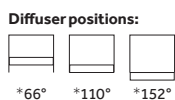
Round | 38 mm - H 216 mm



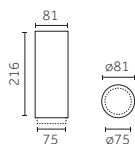
3 W COB LED		Lumen delivered up to 290lm / Lumen maintenance: L80 B10=50,000h						
Driver	Version	Light beam*	LED	K	CRI	lm	SDCM	Finishes
<b>0</b> On-Off	<b>QC0A0</b>	Very-wide	<b>HW</b>	2700	>90	320	< 3	<b>12</b>
<b>Onrequest remote</b>			<b>HQ</b>	3000	>90	346	< 3	<b>31</b>
<b>H</b> Bluetooth			<b>WW</b>	3000	>80	401	< 3	
			<b>NN</b>	4000	>80	413	< 3	

Code example:  
0 . QC0A0 . HW 12

Accessories: p.281  
 Finishes: p.240  
 Photometric data:  
 www.reggiani.net



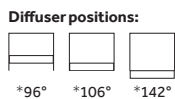
Round | 75 mm - H 216 mm



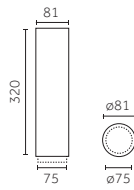
8 W COB LED		Lumen delivered up to 890lm / Lumen maintenance: L80 B10=50,000h						
Driver	Version	Light beam*	LED	K	CRI	lm	SDCM	Finishes
<b>0</b> On-Off	<b>QC0C0</b>	Very-wide	<b>HW</b>	2700	>90	900	< 3	<b>12</b>
<b>Onrequest remote</b>			<b>HQ</b>	3000	>90	936	< 3	<b>31</b>
<b>H</b> Bluetooth			<b>WW</b>	3000	>80	1104	< 3	
			<b>NN</b>	4000	>80	1116	< 3	

Code example:  
0 . QC0C0 . HW 12

Accessories: p.281  
 Finishes: p.240  
 Photometric data:  
 www.reggiani.net



## Round | 75 mm - H 320 mm

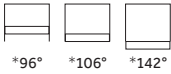


8 W COB LED		Lumen delivered up to 890 lm / Lumen maintenance: L80 B10=50,000h						Finishes
Driver	Version	Light beam*	LED	K	CRI	lm	SDCM	Finishes
<b>0</b> On-Off	<b>QC0D0</b>	Very-wide	<b>HW</b>	2700	>90	900	<3	<b>12</b>
<b>V</b> Dimm 1-10V			<b>HQ</b>	3000	>90	936	<3	<b>31</b>
<b>D</b> DALI			<b>WW</b>	3000	>80	1104	<3	
<b>On request</b>			<b>NN</b>	4000	>80	1116	<3	
<b>H</b> Bluetooth			LED nominal lumen					

Code example:  
**0** . **QC0D0** . **HW** **12**

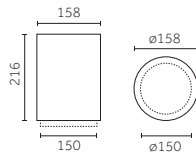
Accessories: p.281  
 Finishes: p.240  
 Photometric data:  
 www.reggiani.net

Diffuser positions:



6,5 W Warm Dimming COB LED		Lumen delivered up to 790 lm / Lumen maintenance: L80 B50=50,000h						Finishes
Driver	Version	Light beam*	LED	K	CRI	lm	SDCM	Finishes
<b>V</b> Dimm 1-10V	<b>QC0D0</b>	Very-wide	<b>DT</b>	1700-2700	>95	10-1000	<4	<b>12</b>
<b>D</b> DALI			LED nominal lumen					
<b>On request</b>								<b>31</b>
<b>H</b> Bluetooth								

## Round | 150 mm - H 216 mm

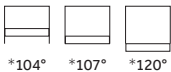


17 W COB LED		Lumen delivered up to 2100 lm / Lumen maintenance: L80 B10=50,000h						Finishes
Driver	Version	Light beam*	LED	K	CRI	lm	SDCM	Finishes
<b>0</b> On-Off	<b>QH1H0</b>	Very-wide	<b>HW</b>	2700	>90	2066	<3	<b>12</b>
<b>T</b> Phase-cut			<b>HQ</b>	3000	>90	2072	<3	<b>31</b>
<b>V</b> Dimm 1-10V			<b>WW</b>	3000	>80	2543	<3	
<b>D</b> DALI			<b>NN</b>	4000	>80	2668	<3	
<b>On request</b>			LED nominal lumen					
<b>H</b> Bluetooth								

Code example:  
**0** . **QH1H0** . **HW** **12**

Accessories: p.281  
 Finishes: p.240  
 Photometric data:  
 www.reggiani.net

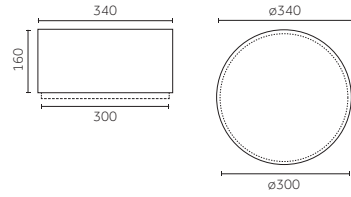
Diffuser positions:



24 W COB LED		Lumen delivered up to 2800 lm / Lumen maintenance: L80 B10=50,000h						Finishes
Driver	Version	Light beam*	LED	K	CRI	lm	SDCM	Finishes
<b>0</b> On-Off	<b>QC0E0</b>	Very-wide	<b>HW</b>	2700	>90	2690	<3	<b>12</b>
<b>T</b> Phase-cut			<b>HQ</b>	3000	>90	2744	<3	<b>31</b>
<b>V</b> Dimm 1-10V			<b>WW</b>	3000	>80	3384	<3	
<b>D</b> DALI			<b>NN</b>	4000	>80	3537	<3	
<b>On request</b>			LED nominal lumen					
<b>H</b> Bluetooth								

25 W Warm Dimming COB LED		Lumen delivered up to 1900 lm / Lumen maintenance: L70 B50=50,000h						Finishes
Driver	Version	Light beam*	LED	K	CRI	lm	SDCM	Finishes
<b>T</b> Phase-cut	<b>QC0E0</b>	Very-wide	<b>DT</b>	1700-3000	>95	100-2500	<4	<b>12</b>
<b>V</b> Dimm 1-10V			LED nominal lumen					
<b>D</b> DALI								<b>31</b>
<b>On request</b>								
<b>H</b> Bluetooth								

Round | 300 mm - H 160 mm



**35 W LED ARRAY** Lumen delivered up to 3275 lm / Lumen maintenance: L70 B50=50,000h

Driver	Version	Light beam*	LED	K	CRI	lm	SDCM	Finishes
<b>0</b> On-Off	<b>QC0L0</b>	Very-wide	<b>HW</b>	2700	>90	2797	< 3	<b>12</b>
<b>V</b> Dimm 1-10V			<b>HQ</b>	3000	>90	3360	< 3	<b>31</b>
<b>D</b> DALI			<b>WW</b>	3000	>80	3818	< 3	
<b>Onrequest</b>			<b>NN</b>	4000	>80	4096	< 3	

LED nominal lumen

Code example:


**0** . **QC0L0** . **HW** **12**

Accessories: p.281

Finishes: p.240

Photometric data:  
www.reggiani.net

Diffuser positions:

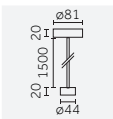


\*106° \*110° \*116°

## Round | Accessories

### Accessoires de montage / Accesorios de montaje

#### Round | 38 mm - H 216 mm



**Description**

Tige avec base ronde (longueur de la tige : 1,5 m) /  
Tija con base redonda (longitud de la tija : 1,5 m)

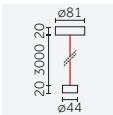
**Code**

0.26050.00

**Finishes**

12

31



**Description**

Câble rouge en tissu avec base ronde (longueur du câble : 3 m) /  
Cable rojo en tejido con base redonda (longitud del cable : 3 m)

**Code**

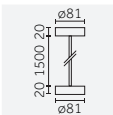
0.26056.00

**Finishes**

12

31

#### Round | 75 mm - H 216, 320 mm



**Description**

Tige avec base ronde (longueur de la tige : 1,5 m) /  
Tija con base redonda (longitud de la tija : 1,5 m)

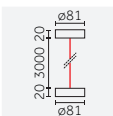
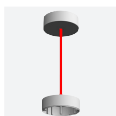
**Code**

0.26052.00

**Finishes**

12

31



**Description**

Câble rouge en tissu avec base ronde (longueur du câble : 3 m) /  
Cable rojo en tejido con base redonda (longitud del cable : 3 m)

**Code**

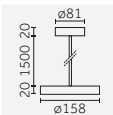
0.26057.00

**Finishes**

12

31

#### Round | 150 mm - H 216 mm



**Description**

Tige avec base ronde (longueur de la tige : 1,5 m) /  
Tija con base redonda (longitud de la tija : 1,5 m)

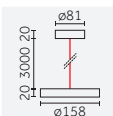
**Code**

0.26054.00

**Finishes**

12

31



**Description**

Câble rouge en tissu avec base ronde (longueur du câble : 3 m) /  
Cable rojo en tejido con base redonda (longitud del cable : 3 m)

**Code**

0.26058.00

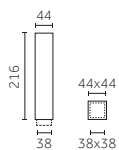
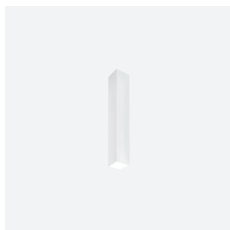
**Finishes**

12

31



## Square | 38 mm - H 216 mm



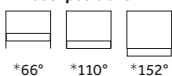
### 3 W COB LED

Lumen delivered up to 290lm / Lumen maintenance: L80 B10=50,000h

Code example:  
0 . TC0A0 . HW 12

Accessories: p.285  
 Finishes: p.240  
 Photometric data:  
 www.reggiani.net

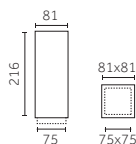
#### Diffuser positions:



Driver	Version	Light beam*	LED	K	CRI	lm	SDCM	Finishes
<u>0</u> On-Off	<u>TC0A0</u>	Very-wide	<u>HW</u>	2700	>90	320	< 3	<u>12</u>
<u>Onrequest remote</u>			<u>HQ</u>	3000	>90	346	< 3	<u>31</u>
<u>H</u> Bluetooth			<u>WW</u>	3000	>80	401	< 3	
			<u>NN</u>	4000	>80	413	< 3	

LED nominal lumen

## Square | 75 mm - H 216 mm



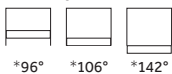
### 8 W COB LED

Lumen delivered up to 890lm / Lumen maintenance: L80 B10=50,000h

Code example:  
0 . TC0C0 . HW 12

Accessories: p.285  
 Finishes: p.240  
 Photometric data:  
 www.reggiani.net

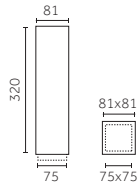

#### Diffuser positions:



Driver	Version	Light beam*	LED	K	CRI	lm	SDCM	Finishes
<u>0</u> On-Off	<u>TC0C0</u>	Very-wide	<u>HW</u>	2700	>90	900	< 3	<u>12</u>
<u>Onrequest remote</u>			<u>HQ</u>	3000	>90	936	< 3	<u>31</u>
<u>H</u> Bluetooth			<u>WW</u>	3000	>80	1104	< 3	
			<u>NN</u>	4000	>80	1116	< 3	

LED nominal lumen

## Square | 75 mm - H 320 mm



Code example:

**0** . **TC0D0** . **HW 12**

Accessories: p.285

Finishes: p.240

Photometric data:

www.reggiani.net

Diffuser positions:

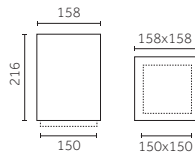



\*96° \*106° \*142°

8 W COB LED		Lumen delivered up to 890 lm / Lumen maintenance: L80 B10=50,000h						
Driver	Version	Light beam*	LED	K	CRI	lm	SDCM	Finishes
<b>0</b> On-Off	<b>TC0D0</b>	Very-wide	<b>HW</b>	2700	>90	900	<3	<b>12</b>
<b>V</b> Dimm 1-10V			<b>HQ</b>	3000	>90	936	<3	<b>31</b>
<b>D</b> DALI			<b>WW</b>	3000	>80	1104	<3	
<b>On request</b>			<b>NN</b>	4000	>80	1116	<3	
<b>H</b> Bluetooth			LED nominal lumen					

6,5 W Warm Dimming COB LED		Lumen delivered up to 790 lm / Lumen maintenance: L80 B50=50,000h						
Driver	Version	Light beam*	LED	K	CRI	lm	SDCM	Finishes
<b>V</b> Dimm 1-10V	<b>TC0D0</b>	Very-wide	<b>DT</b>	1700-2700	>95	100-1000	<4	<b>12</b>
<b>D</b> DALI			LED nominal lumen					
<b>On request</b>								<b>31</b>
<b>H</b> Bluetooth								

## Square | 150 mm - H 216 mm



Code example:

**0** . **TH1H0** . **HW 12**


Accessories: p.285

Finishes: p.240

Photometric data:

www.reggiani.net

Diffuser positions:



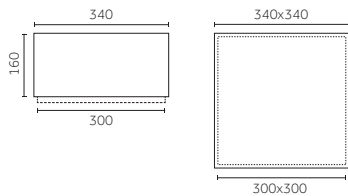

\*104° \*107° \*120°

17 W COB LED		Lumen delivered up to 2100 lm / Lumen maintenance: L80 B10=50,000h						
Driver	Version	Light beam*	LED	K	CRI	lm	SDCM	Finishes
<b>0</b> On-Off	<b>TH1H0</b>	Very-wide	<b>HW</b>	2700	>90	2066	<3	<b>12</b>
<b>T</b> Phase-cut			<b>HQ</b>	3000	>90	2072	<3	<b>31</b>
<b>V</b> Dimm 1-10V			<b>WW</b>	3000	>80	2543	<3	
<b>D</b> DALI			<b>NN</b>	4000	>80	2668	<3	
<b>On request</b>			LED nominal lumen					
<b>H</b> Bluetooth								

24 W COB LED		Lumen delivered up to 2800 lm / Lumen maintenance: L70 B50=50,000h						
Driver	Version	Light beam*	LED	K	CRI	lm	SDCM	Finishes
<b>0</b> On-Off	<b>TC0E0</b>	Very-wide	<b>HW</b>	2700	>90	2690	<3	<b>12</b>
<b>T</b> Phase-cut			<b>HQ</b>	3000	>90	2744	<3	<b>31</b>
<b>V</b> Dimm 1-10V			<b>WW</b>	3000	>80	3384	<3	
<b>D</b> DALI			<b>NN</b>	4000	>80	3537	<3	
<b>On request</b>			LED nominal lumen					
<b>H</b> Bluetooth								

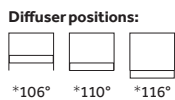
25 W Warm Dimming COB LED		Lumen delivered up to 1900 lm / Lumen maintenance: L70 B50=50,000h						
Driver	Version	Light beam*	LED	K	CRI	lm	SDCM	Finishes
<b>T</b> Phase-cut	<b>TC0E0</b>	Very-wide	<b>DT</b>	1700-3000	>95	100-2500	<4	<b>12</b>
<b>V</b> Dimm 1-10V			LED nominal lumen					
<b>D</b> DALI								<b>31</b>
<b>On request</b>								
<b>H</b> Bluetooth								

Square | 300 mm - H 160 mm



Code example:  
0 . TC0L0 . HW 12

Accessories: p.285  
 Finishes: p.240  
 Photometric data:  
 www.reggiani.net

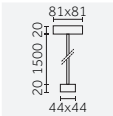


35 W LED ARRAY		Lumen delivered up to 3200 lm / Lumen maintenance: L70 B50=50,000h						
Driver	Version	Light beam*	LED	K	CRI	lm	SDCM	Finishes
<b>0</b> On-Off	<b>TC0L0</b>	Very-wide	<b>HW</b>	2700	>90	2913	< 3	<b>12</b>
<b>V</b> Dimm 1-10V			<b>HQ</b>	3000	>90	3500	< 3	<b>31</b>
<b>D</b> DALI			<b>WW</b>	3000	>80	3800	< 3	
<b>Onrequest</b>			<b>NN</b>	4000	>80	4070	< 3	
<b>H</b> Bluetooth			LED nominal lumen					

## Square | Accessories

### Accessoires de montage/ Accesorios de montaje

#### Square | 38 mm - H216 mm



#### Description

Tige avec base carrée (longueur de la tige : 1,5 m)/  
Tija con base cuadrada (longitud de la tija: 1,5 m)

#### Code

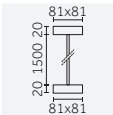
**0.26051.00**

#### Finishes

12

31

#### Square | 75 mm - H216, 320 mm



#### Description

Tige avec base carrée (longueur de la tige : 1,5 m)/  
Tija con base cuadrada (longitud de la tija: 1,5 m)

#### Code

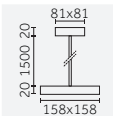
**0.26053.00**

#### Finishes

12

31

#### Square | 150 mm - H 216 mm



#### Description

Tige avec base carrée (longueur de la tige : 1,5 m)/  
Tija con base cuadrada (longitud de la tija: 1,5 m)

#### Code

**0.26055.00**

#### Finishes

12

31