





Yori range:



Yori



373 Yori Wall




805 Yori Surface/Pendant 861

# Yori Linear





# Yori Linear




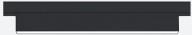
FR Yori Linear est la solution optimale pour allier un éclairage doux et diffus à des solutions d'accent; décliné dans les versions sur rail, de surface, en suspension et à encastrer, Yori Linear tire parti de son design simple et minimaliste pour s'intégrer facilement dans n'importe quelle configuration d'éclairage.

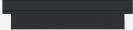
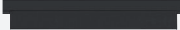
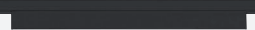


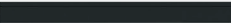








ES Yori Linear es la mejor solución para combinar una iluminación tenue y difusa con una luz de relieve. Los modelos para carril, de superficie y de empotrar se integran fácilmente en cualquier tipo de layout luminotécnico gracias al diseño sencillo y minimalista.

## Overview




Application:	Track, Surface, Pendant, Recessed
Light source:	MID POWER LED
Watt:	13 W - 38 W
Kelvin:	2700 K, 3000 K, 4000 K
Lumen:	1750 lm - 6740 lm
CRI:	>80, >90
SDCM:	<3
IP:	20, 43
Control options:	On/Off, DALI



<p><b>Système/ Sistema</b></p>			
<p>Single/</p>	 <p><b>Yori Linear Track</b></p>	 <p><b>Yori Linear Surface</b></p>	 <p><b>Yori Linear Recessed</b></p>
<p>Continuos line</p>	 <p><b>Yori Linear Track Continuous line</b></p>	 <p><b>Yori Linear Surface Continuous line</b></p>	 <p><b>Yori Linear Recessed Continuous line</b></p>
<p>Yori Linear Surface Versions avec accessoires / Modelos con accesorios</p>	 <p><b>Yori Linear Pendant</b></p>		
<p><b>Finitions/ Acabados</b></p>	 <p><b>12</b> Blanc opaque gaufré/ Blanco mate gofrado</p>	 <p><b>31</b> Noir opaque gaufré/ Negro mate gofrado</p>	
<p><b>Faisceaux/ Haces de luz</b></p>	 <p>Large/ Ancho</p>		


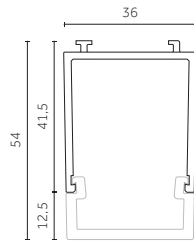

Dimensions et données techniques/ Dimensiones e información técnica				
	460 mm	920 mm	1380 mm	90° Module
Yori Linear Track p.733	  Single p.736 Continuous line p.737-739	  Single p.736 Continuous line p.737-739	  Single p.736 Continuous line p.737-739	
Yori Linear Surface/Pendant p.741	  Single p.746 Continuous line p.747-749	  Single p.746 Continuous line p.747-749	  Single p.746 Continuous line p.747-749	
Yori Linear Recessed p.753	  Single p.758 Continuous line p.759	  Single p.758 Continuous line p.759	  Single p.758 Continuous line p.759	  90° module Continuous line p.760
Encombrement intérieur max/ Dimensiones interiores máximas	 470x40	 930x40	 1390x40	 480x40 / 480x40
Ouverture du faisceau lumineux/ Amplitud del haz de luz	60°, 77°, 78°, 85°, 104°	60°, 77°, 78°, 85°, 104°	60°, 77°, 78°, 85°, 104°	60°, 77°, 78°, 85°, 104°
Source lumineuse/ Fuente luminosa	MID POWER LED 13 W 1750lm - 2430lm L70 B50=50,000h 2700K, 3000K, 4000K SDCM <3 CRI >80, CRI >90	MID POWER LED 26 W 3350lm - 4630lm L70 B50=50,000h 2700K, 3000K, 4000K SDCM <3 CRI >80, CRI >90	MID POWER LED 38 W 5030lm - 6740lm L70 B50=50,000h 2700K, 3000K, 4000K SDCM <3 CRI >80, CRI >90	MID POWER LED 26 W 3350lm - 4630lm L70 B50=50,000h 2700K, 3000K, 4000K SDCM <3 CRI >80, CRI >90



<p>Accessoires/ Accesorios</p>					
	<p>Yori Linear Recessed Continuos line</p>	 <p>Tête de fermeture/ Tapa de cierre</p>			
<p>Yori Linear Surface</p>	 <p>Câble de suspension/ Cables para suspender</p> <p>Câble de suspension pour agencement en ligne continue/ Cable para suspender para modelo en línea continua</p> <p>Câble d'alimentation, colerette invisible/ Cable de alimentación para modelo con aro invisible</p> <p>Câble d'alimentation, colerette apparente/ Cable de alimentación para modelo con aro visible</p>				
<p>Yori Linear Track</p>	 <p>Rail/ Carril p.707</p> <p> <input type="checkbox"/> 10  <input type="checkbox"/> 21  <input type="checkbox"/> 28         </p>				

# Diffusers

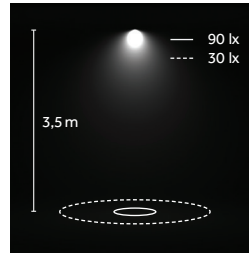
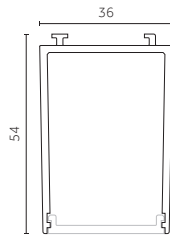
## Opal U-Shape



FR Lumière directe/indirecte  
ES Luz directa/indirecta

LED: 38 W/104°/4000 K (NN)

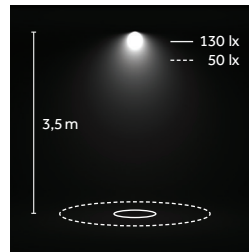
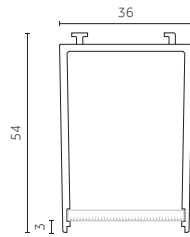
## Opal



FR Transmittance T jusqu'à 84  
ES Transmancia T hasta 84%

LED: 38 W/77°/4000 K (NN)

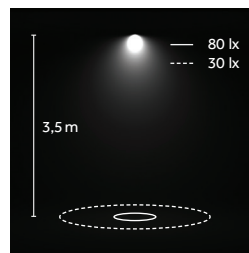
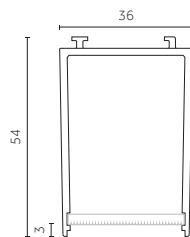

## Ribbed



FR Rendement jusqu'à 100 lm/W  
ES Eficiencia hasta 100lm/W

LED: 38 W/78°/4000 K (NN)

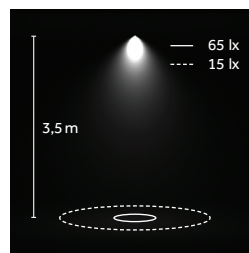
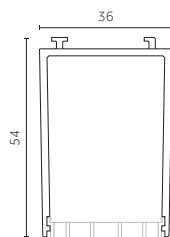
## Prismatic



FR Transmittance T jusqu'à 80 %  
ES Transmancia T hasta 80%

LED: 38 W/85°/4000 K (NN)

## Anti-glare louver




UGR < 19

LED: 38 W/60°/4000 K (NN)

# LED

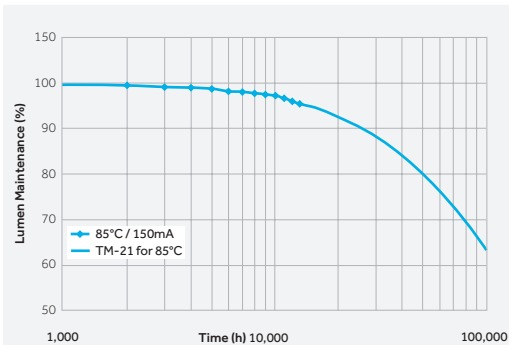
## MID POWER LED



2700 K, 3000 K, 4000 K  
SDCM<3  
CRI>80, CRI > 90


TM30  
Rf: 90, Rg: 98  
(3000 K, CRI>90)

L70 B50=50,000h  
Ta: 25°  
Tc: 85°  
~13.000 hr  
Lm Maintainance: 95%  
(Source: LM80 test report)



Up to  
**168** lm/W

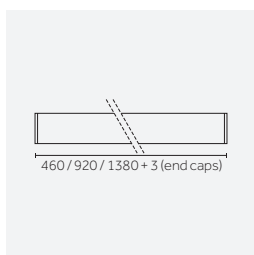
LED	CRI	K	lm/W
LED HW	90	2700	126
LED HQ	90	3000	133
LED WW	80	3000	153
LED NN	80	4000	168



FR Yori Linear est disponible dans des modules simples ou dans un agencement en ligne continue. Élégante et fonctionnelle, la ligne continue s'obtient en associant les appareils de différentes longueurs munis des raccords mâle-femelle spéciaux. L'agencement peut atteindre une longueur globale de 34 m ou 25 modules.

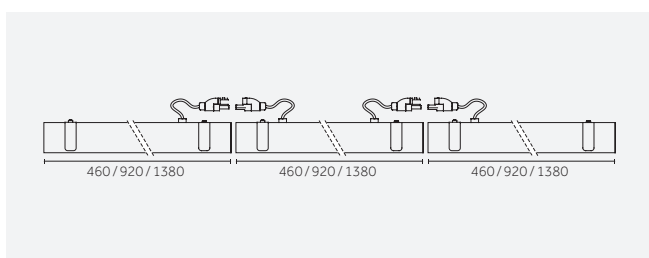
ES Yori linear se encuentra disponible en módulos simples o bien en la configuración en línea continua. La línea continua, elegante y funcional, se obtiene combinando aparatos de longitud deseada, equipados con los especiales conectores macho-hembra. Es posible alcanzar una longitud total hasta 34 m o 25 módulos.

## Single

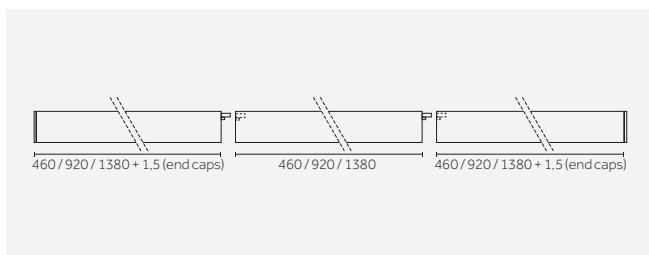


Yori Linear Recessed  
Yori Linear Surface  
Yori Linear Pendant  
Yori Lineare Track

## Continuous line



Yori Linear Recessed



Yori Linear Surface  
Yori Linear Pendant  
Yori Lineare Track





—

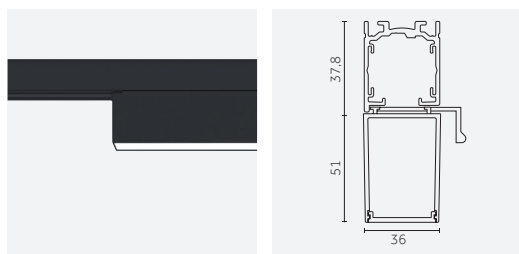
# Yori Linear Track



# Yori Linear Track

FR Yori Linear s'articule à partir des proportions du projecteur Yori Track et s'intègre donc parfaitement à l'intérieur du rail. Le design et la fonctionnalité des deux produits permettent de réaliser des configurations d'éclairage extrêmement performantes à l'impact visuel discret et linéaire.

ES Yori Linear se desarrolla a partir de las proporciones del proyector Yori Track, integrándose perfectamente en el interior del carril. El diseño y la funcionalidad de los dos aparatos permiten crear configuraciones luminotécnicas de elevado rendimiento con un impacto visual discreto y lineal.

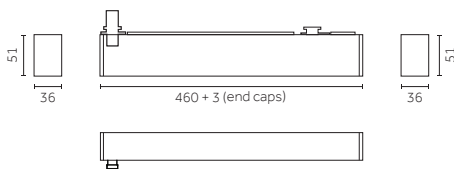


FR Encombrement minimum  
ES Dimensiones mínimas



735

### 460 | Single



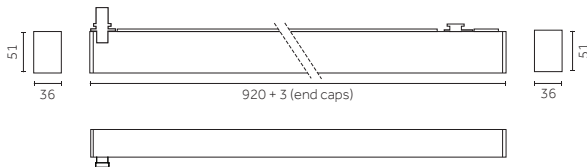
Code example:  
**0 . B F620 . HW 12**

Rail/Carril: p.707  
 Finishes: p.724  
 Photometric data:  
 www.reggiani.net

13 W MID POWER LED			Lumen delivered up to 1870 lm / Lumen maintenance: L70 B50=50,000h						
Driver	Diffuser	Beam width	Version	LED	K	CRI	lm	SDCM	Finishes
0 On/Off	B Opal	77°	F620 460mm	HW	2700	>90	1750	<3	12
	G Prismatic	85°		HQ	3000	>90	1900	<3	31
	K Ribbed	78°		WW	3000	>80	2190	<3	
	N Anti-glare louvre	60°		NN	4000	>80	2430	<3	
	T Opal, U-Shape	104°							

LED nominal lumen

### 920 | Single



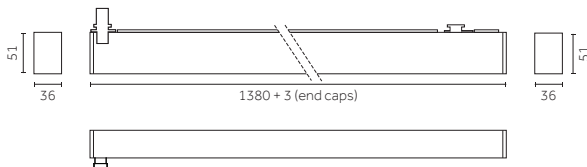

Code example:  
**0 . B F650 . HW 12**

Rail/Carril: p.707  
 Finishes: p.724  
 Photometric data:  
 www.reggiani.net

26 W MID POWER LED			Lumen delivered up to 3570 lm / Lumen maintenance: L70 B50=50,000h						
Driver	Diffuser	Beam width	Version	LED	K	CRI	lm	SDCM	Finishes
0 On/Off	B Opal	77°	F650 920mm	HW	2700	>90	3350	<3	12
	G Prismatic	85°		HQ	3000	>90	3640	<3	31
	K Ribbed	78°		WW	3000	>80	4185	<3	
	N Anti-glare louvre	60°		NN	4000	>80	4630	<3	
	T Opal, U-Shape	104°							

LED nominal lumen

### 1380 | Single



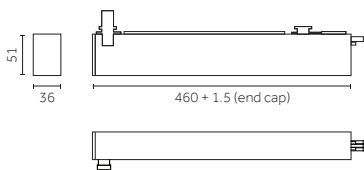

Code example:  
**0 . B F670 . HW 12**

Rail/Carril: p.707  
 Finishes: p.724  
 Photometric data:  
 www.reggiani.net

38 W MID POWER LED			Lumen delivered up to 4850 lm / Lumen maintenance: L70 B50=50,000h						
Driver	Diffuser	Beam width	Version	LED	K	CRI	lm	SDCM	Finishes
0 On/Off	B Opal	77°	F670 1380mm	HW	2700	>90	5030	<3	12
	G Prismatic	85°		HQ	3000	>90	5465	<3	31
	K Ribbed	78°		WW	3000	>80	6285	<3	
	N Anti-glare louvre	60°		NN	4000	>80	6740	<3	
	T Opal, U-Shape	104°							

LED nominal lumen

### 460 | Continuous line (Power module)



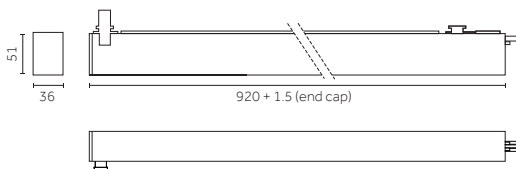
13 W MIDPOWER LED		Lumen delivered up to 1870 lm / Lumen maintenance: L70 B50=50,000h							
Driver	Diffuser	Beam width	Version	LED	K	CRI	lm	SDCM	Finishes
0 On/Off	C Opal	77°	F620 460mm	HW	2700	>90	1750	<3	12
	H Prismatic	85°		HQ	3000	>90	1900	<3	31
	W Ribbed	78°		WW	3000	>80	2190	<3	
	P Anti-glare louvre	60°		NN	4000	>80	2430	<3	
	U Opal, U-Shape	104°							

LED nominal lumen

Code example:  
0 . C F620 . HW 12

Rail/Carril: p.707  
 Finishes: p.724  
 Photometric data:  
 www.reggiani.net

### 920 | Continuous line (Power module)



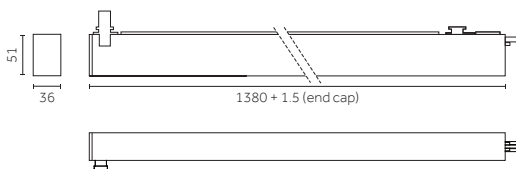
26 W MIDPOWER LED		Lumen delivered up to 3570 lm / Lumen maintenance: L70 B50=50,000h							
Driver	Diffuser	Beam width	Version	LED	K	CRI	lm	SDCM	Finishes
0 On/Off	C Opal	77°	F650 920mm	HW	2700	>90	3350	<3	12
	H Prismatic	85°		HQ	3000	>90	3640	<3	31
	W Ribbed	78°		WW	3000	>80	4185	<3	
	P Anti-glare louvre	60°		NN	4000	>80	4630	<3	
	U Opal, U-Shape	104°							

LED nominal lumen

Code example:  
0 . C F650 . HW 12

Rail/Carril: p.707  
 Finishes: p.724  
 Photometric data:  
 www.reggiani.net

### 1380 | Continuous line (Power module)



38 W MIDPOWER LED		Lumen delivered up to 4850 lm / Lumen maintenance: L70 B50=50,000h							
Driver	Diffuser	Beam width	Version	LED	K	CRI	lm	SDCM	Finishes
0 On/Off	C Opal	77°	F670 1380mm	HW	2700	>90	5030	<3	12
	H Prismatic	85°		HQ	3000	>90	5465	<3	31
	W Ribbed	78°		WW	3000	>80	6285	<3	
	P Anti-glare louvre	60°		NN	4000	>80	6740	<3	
	U Opal, U-Shape	104°							

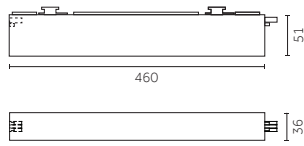
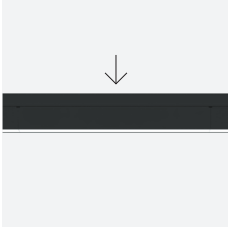
LED nominal lumen

Code example:  
0 . C F670 . HW 12

Rail/Carril: p.707  
 Finishes: p.724  
 Photometric data:  
 www.reggiani.net

## 460 | Continuous line (Central module)

Risk 0 0.80 IP20



Code example:  
**0 . D F620 . HW 12**

Rail/Carril: p.707  
 Finishes: p.724  
 Photometric data:  
 www.reggiani.net

**13 W** MID POWER LED

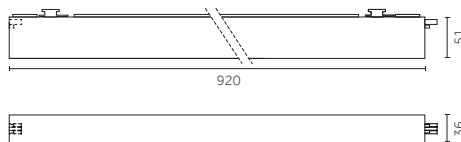

Lumen delivered up to 1870 lm / Lumen maintenance: L70 B50=50,000h

Driver	Diffuser	Beam width	Version	LED	K	CRI	lm	SDCM	Finishes
0 On/Off	D Opal	77°	F620 460mm	HW	2700	>90	1750	<3	12
	L Prismatic	85°		HQ	3000	>90	1900	<3	31
	X Ribbed	78°		WW	3000	>80	2190	<3	
	Q Anti-glare louvre	60°		NN	4000	>80	2430	<3	
	V Opal, U-Shape	104°							

LED nominal lumen

## 920 | Continuous line (Central module)

Risk 0 1.00 IP20



Code example:  
**0 . D F650 . HW 12**

Rail/Carril: p.707  
 Finishes: p.724  
 Photometric data:  
 www.reggiani.net

**26 W** MID POWER LED

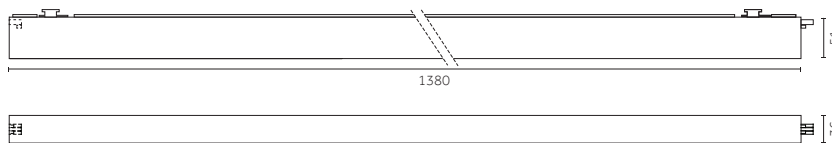
Lumen delivered up to 3570 lm / Lumen maintenance: L70 B50=50,000h

Driver	Diffuser	Beam width	Version	LED	K	CRI	lm	SDCM	Finishes
0 On/Off	D Opal	77°	F650 920mm	HW	2700	>90	3350	<3	12
	L Prismatic	85°		HQ	3000	>90	3640	<3	31
	X Ribbed	78°		WW	3000	>80	4185	<3	
	Q Anti-glare louvre	60°		NN	4000	>80	4630	<3	
	V Opal, U-Shape	104°							

LED nominal lumen

## 1380 | Continuous line (Central module)

Risk 0 1.20 IP20



Code example:  
**0 . D F670 . HW 12**

Rail/Carril: p.707  
 Finishes: p.724  
 Photometric data:  
 www.reggiani.net

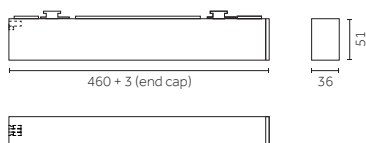

**38 W** MID POWER LED

Lumen delivered up to 4850 lm / Lumen maintenance: L70 B50=50,000h

Driver	Diffuser	Beam width	Version	LED	K	CRI	lm	SDCM	Finishes
0 On/Off	D Opal	77°	F670 1380mm	HW	2700	>90	5030	<3	12
	L Prismatic	85°		HQ	3000	>90	5465	<3	31
	X Ribbed	78°		WW	3000	>80	6285	<3	
	Q Anti-glare louvre	60°		NN	4000	>80	6740	<3	
	V Opal, U-Shape	104°							

LED nominal lumen

### 460 | Continuous line (End module)

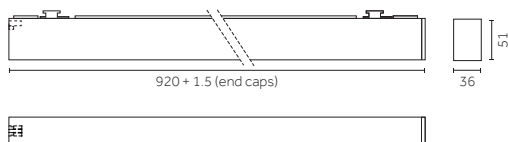



Code example:  
0 . F F620 . HW 12

Rail/Carril: p.707  
 Finishes: p.724  
 Photometric data:  
 www.reggiani.net

13 W MIDPOWER LED		Lumen delivered up to 1870 lm / Lumen maintenance: L70 B50=50,000h							Finishes
Driver	Diffuser	Beam width	Version	LED	K	CRI	lm	SDCM	Finishes
<u>0</u> On/Off	<u>F</u> Opal	77°	<u>F620</u> 460mm	<u>HW</u>	2700	>90	1750	<3	<u>12</u>
	<u>M</u> Prismatic	85°		<u>HQ</u>	3000	>90	1900	<3	<u>31</u>
	<u>Y</u> Ribbed	78°		<u>WW</u>	3000	>80	2190	<3	
	<u>R</u> Anti-glare louvre	60°		<u>NN</u>	4000	>80	2430	<3	
	<u>Z</u> Opal, U-Shape	104°		LED nominal lumen					

### 920 | Continuous line (End module)

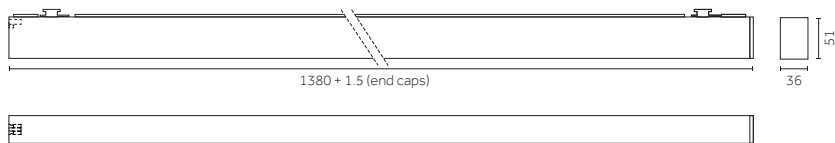



Code example:  
0 . F F650 . HW 12

Rail/Carril: p.707  
 Finishes: p.724  
 Photometric data:  
 www.reggiani.net

26 W MIDPOWER LED		Lumen delivered up to 3570 lm / Lumen maintenance: L70 B50=50,000h							Finishes
Driver	Diffuser	Beam width	Version	LED	K	CRI	lm	SDCM	Finishes
<u>0</u> On/Off	<u>F</u> Opal	77°	<u>F650</u> 920mm	<u>HW</u>	2700	>90	3350	<3	<u>12</u>
	<u>M</u> Prismatic	85°		<u>HQ</u>	3000	>90	3640	<3	<u>31</u>
	<u>Y</u> Ribbed	78°		<u>WW</u>	3000	>80	4185	<3	
	<u>R</u> Anti-glare louvre	60°		<u>NN</u>	4000	>80	4630	<3	
	<u>Z</u> Opal, U-Shape	104°		LED nominal lumen					

### 1380 | Continuous line (End module)



Code example:  
0 . F F670 . HW 12

Rail/Carril: p.707  
 Finishes: p.724  
 Photometric data:  
 www.reggiani.net

38 W MIDPOWER LED		Lumen delivered up to 4850 lm / Lumen maintenance: L70 B50=50,000h							Finishes
Driver	Diffuser	Beam width	Version	LED	K	CRI	lm	SDCM	Finishes
<u>0</u> On/Off	<u>F</u> Opal	77°	<u>F670</u> 1380mm	<u>HW</u>	2700	>90	5030	<3	<u>12</u>
	<u>M</u> Prismatic	85°		<u>HQ</u>	3000	>90	5465	<3	<u>31</u>
	<u>Y</u> Ribbed	78°		<u>WW</u>	3000	>80	6285	<3	
	<u>R</u> Anti-glare louvre	60°		<u>NN</u>	4000	>80	6740	<3	
	<u>Z</u> Opal, U-Shape	104°		LED nominal lumen					



—

# Yori Linear Surface/ Pendant



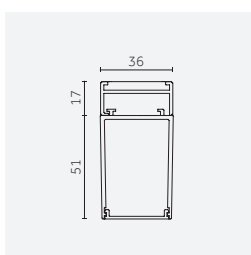
# Yori Linear Surface

FR Yori Linear Surface est disponible aussi bien en rangée simple qu'avec des modules pour un raccordement en ligne continue. L'installation de Yori Linear Surface est extrêmement simple grâce au système de fixation magnétique situé entre la base et le corps d'éclairage.

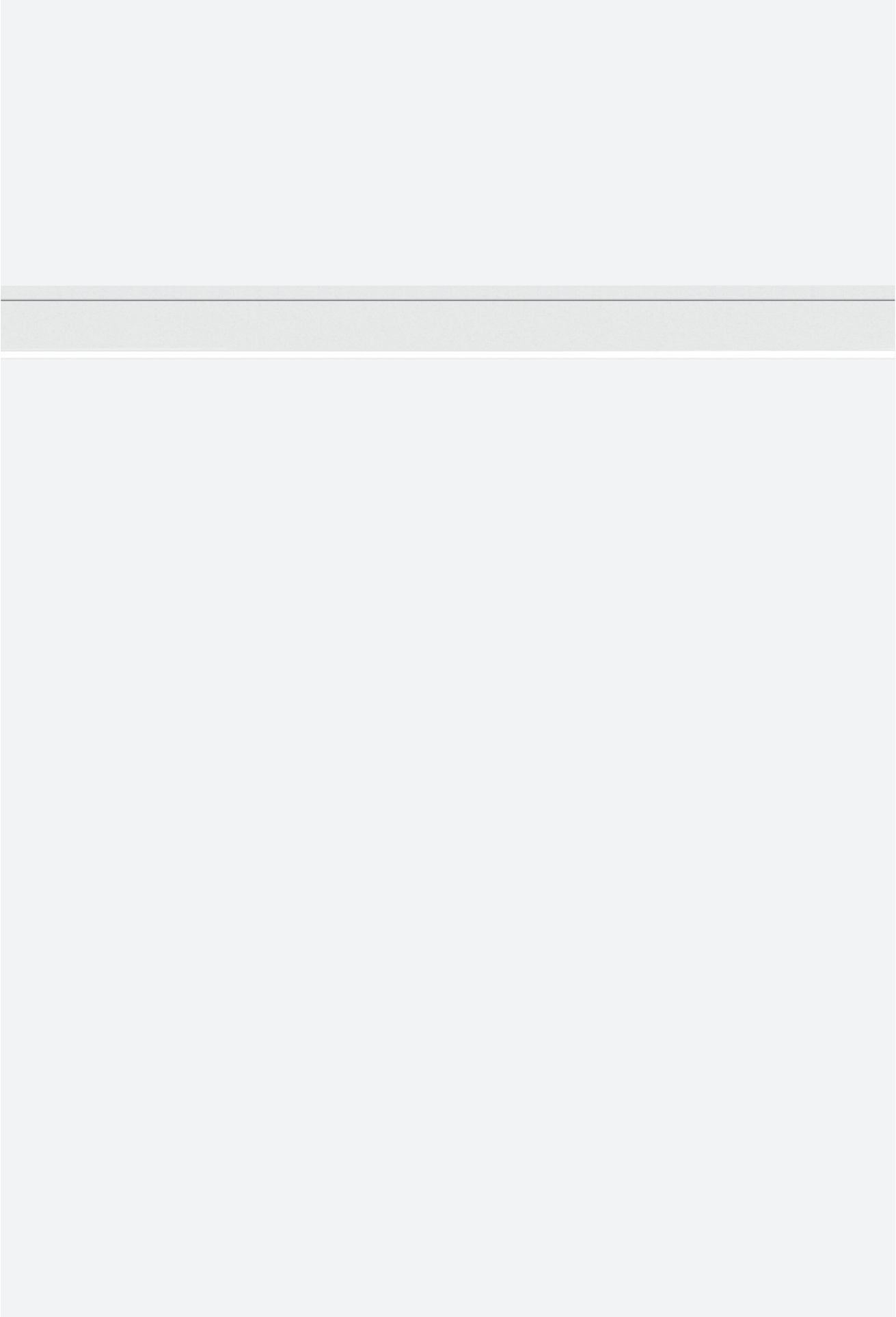
ES Yori Linear Surface se encuentra disponible en módulos simples o bien en la configuración en línea continua. El sistema magnético de fijación entre la base y el cuerpo iluminante facilita su instalación.



FR Installation simplifiée grâce au système de fixation magnétique en surface  
 ES Fácil instalación gracias al sistema magnético de fijación a la superficie

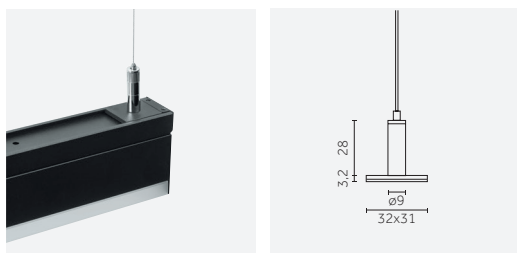


FR Dimensions du profil  
 ES Dimensiones del perfil

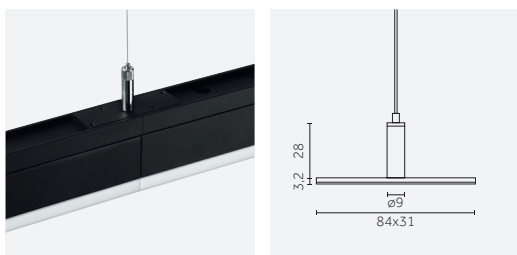


FR Yori Linear Surface peut se transformer facilement en appareil en suspension à l'aide d'accessoires spécifiques aussi bien pour les modules simples que pour l'agencement en ligne continue.

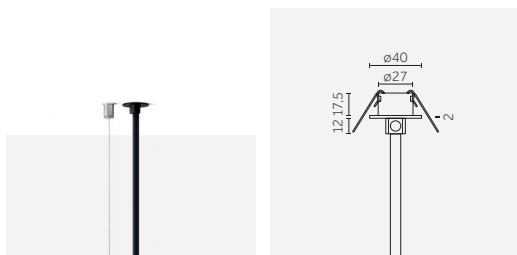
ES Yori Linear Surface puede transformarse fácilmente en una luminaria para suspender utilizando los específicos accesorios tanto para los módulos simples como para la configuración en línea continua.



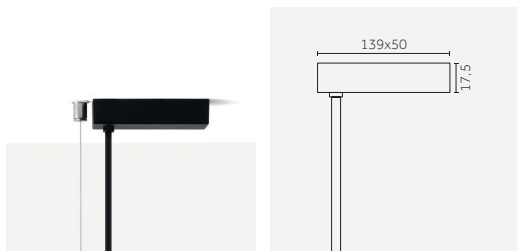
FR Câble de suspension  
ES Cable para suspender




FR Câble de suspension pour agencement en rangée continue  
ES Cable para suspender para modelo en línea continua



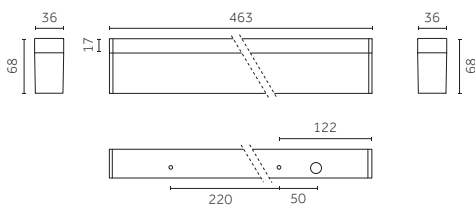
FR Câble d'alimentation, collerette invisible  
ES Cable de alimentación para modelo con aro invisible



FR Câble d'alimentation, collerette apparente  
ES Cable de alimentación para modelo con aro visible



## 460 | Single

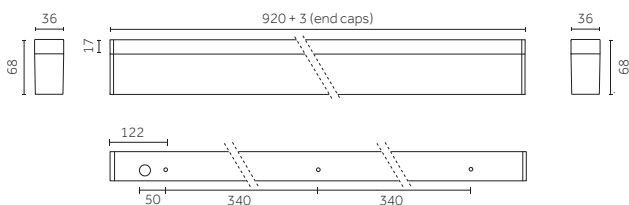


Code example:  
**0 . B H220 . HW 12**

Accessories: p.750  
 Finishes: p.724  
 Photometric data:  
 www.reggiani.net

13 W MID POWER LED			Lumen delivered up to 1870 lm / Lumen maintenance: L70 B50=50,000h						
Driver	Diffuser	Beam width	Version	LED	K	CRI	lm	SDCM	Finishes
<b>0</b> On/Off	<b>B</b> Opal	77°	<b>H220</b> 460mm	<b>HW</b>	2700	>90	1750	<3	<b>12</b>
<b>D</b> DALI	<b>G</b> Prismatic	85°		<b>HQ</b>	3000	>90	1900	<3	<b>31</b>
	<b>K</b> Ribbed	78°		<b>WW</b>	3000	>80	2190	<3	
	<b>N</b> Anti-glare louvre	60°		<b>NN</b>	4000	>80	2430	<3	
	<b>T</b> Opal, U-Shape	104°		LED nominal lumen					

## 920 | Single

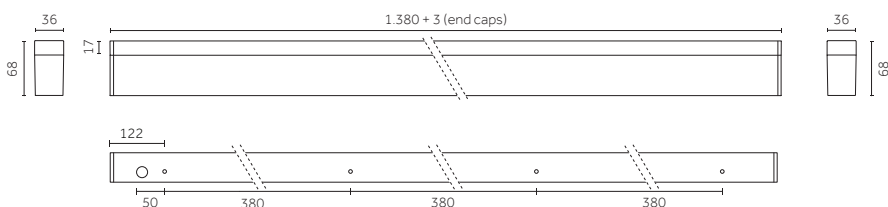


Code example:  
**0 . B H250 . HW 12**

Accessories: p.750  
 Finishes: p.724  
 Photometric data:  
 www.reggiani.net

26 W MID POWER LED			Lumen delivered up to 3570 lm / Lumen maintenance: L70 B50=50,000h						
Driver	Diffuser	Beam width	Version	LED	K	CRI	lm	SDCM	Finishes
<b>0</b> On/Off	<b>B</b> Opal	77°	<b>H250</b> 920mm	<b>HW</b>	2700	>90	3350	<3	<b>12</b>
<b>D</b> DALI	<b>G</b> Prismatic	85°		<b>HQ</b>	3000	>90	3640	<3	<b>31</b>
	<b>K</b> Ribbed	78°		<b>WW</b>	3000	>80	4185	<3	
	<b>N</b> Anti-glare louvre	60°		<b>NN</b>	4000	>80	4630	<3	
	<b>T</b> Opal, U-Shape	104°		LED nominal lumen					

## 1380 | Single

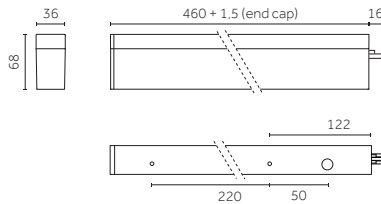



Code example:  
**0 . B H270 . HW 12**

Accessories: p.750  
 Finishes: p.724  
 Photometric data:  
 www.reggiani.net

38 W MID POWER LED			Lumen delivered up to 4850 lm / Lumen maintenance: L70 B50=50,000h						
Driver	Diffuser	Beam width	Version	LED	K	CRI	lm	SDCM	Finishes
<b>0</b> On/Off	<b>B</b> Opal	77°	<b>H270</b> 1380mm	<b>HW</b>	2700	>90	5030	<3	<b>12</b>
<b>D</b> DALI	<b>G</b> Prismatic	85°		<b>HQ</b>	3000	>90	5465	<3	<b>31</b>
	<b>K</b> Ribbed	78°		<b>WW</b>	3000	>80	6285	<3	
	<b>N</b> Anti-glare louvre	60°		<b>NN</b>	4000	>80	6740	<3	
	<b>T</b> Opal, U-Shape	104°		LED nominal lumen					

### 460 | Continuous line (Power module)



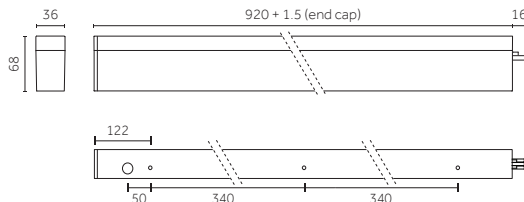

Code example:  
**O . C H220 . HW 12**

Accessories: p.750  
 Finishes: p.724  
 Photometric data:  
 www.reggiani.net

13 W MIDPOWER LED			Lumen delivered up to 1870 lm / Lumen maintenance: L70 B50=50,000h							
Driver	Diffuser	Beam width	Version	LED	K	CRI	lm	SDCM	Finishes	
<b>O</b> On/Off	<b>C</b> Opal	77°	<b>H220</b> 460mm	<b>HW</b>	2700	>90	1750	<3	<b>12</b>	
<b>D</b> DALI	<b>H</b> Prismatic	85°		<b>HQ</b>	3000	>90	1900	<3	<b>31</b>	
	<b>W</b> Ribbed	78°		<b>WW</b>	3000	>80	2190	<3		
	<b>P</b> Anti-glare louvre	60°		<b>NN</b>	4000	>80	2430	<3		
	<b>U</b> Opal, U-Shape	104°								

LED nominal lumen

### 920 | Continuous line (Power module)



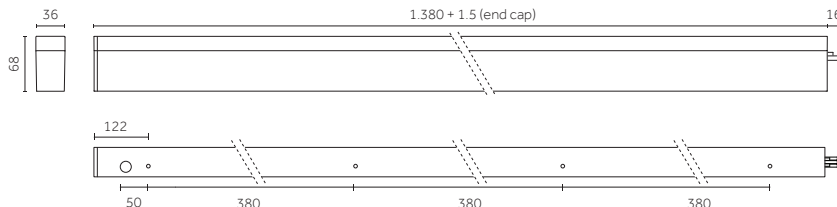
Code example:  
**O . C H250 . HW 12**

Accessories: p.750  
 Finishes: p.724  
 Photometric data:  
 www.reggiani.net

26 W MIDPOWER LED			Lumen delivered up to 3570 lm / Lumen maintenance: L70 B50=50,000h							
Driver	Diffuser	Beam width	Version	LED	K	CRI	lm	SDCM	Finishes	
<b>O</b> On/Off	<b>C</b> Opal	77°	<b>H250</b> 920mm	<b>HW</b>	2700	>90	3350	<3	<b>12</b>	
<b>D</b> DALI	<b>H</b> Prismatic	85°		<b>HQ</b>	3000	>90	3640	<3	<b>31</b>	
	<b>W</b> Ribbed	78°		<b>WW</b>	3000	>80	4185	<3		
	<b>P</b> Anti-glare louvre	60°		<b>NN</b>	4000	>80	4630	<3		
	<b>U</b> Opal, U-Shape	104°								

LED nominal lumen

### 1380 | Continuous line (Power module)



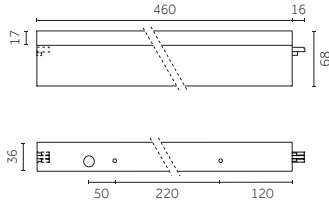

Code example:  
**O . C H270 . HW 12**

Accessories: p.750  
 Finishes: p.724  
 Photometric data:  
 www.reggiani.net

38 W MIDPOWER LED			Lumen delivered up to 4850 lm / Lumen maintenance: L70 B50=50,000h							
Driver	Diffuser	Beam width	Version	LED	K	CRI	lm	SDCM	Finishes	
<b>O</b> On/Off	<b>C</b> Opal	77°	<b>H270</b> 1380mm	<b>HW</b>	2700	>90	5030	<3	<b>12</b>	
<b>D</b> DALI	<b>H</b> Prismatic	85°		<b>HQ</b>	3000	>90	5465	<3	<b>31</b>	
	<b>W</b> Ribbed	78°		<b>WW</b>	3000	>80	6285	<3		
	<b>P</b> Anti-glare louvre	60°		<b>NN</b>	4000	>80	6740	<3		
	<b>U</b> Opal, U-Shape	104°								

LED nominal lumen

### 460 | Continuous line (Central module)



Code example:  
**0 . D H220 . HW 12**

Accessories: p.750  
 Finishes: p.724  
 Photometric data:  
 www.reggiani.net

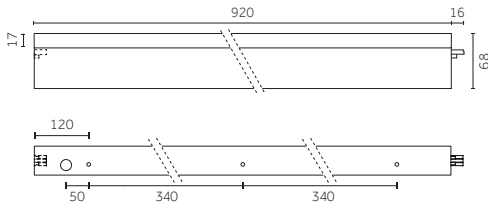

#### 13 W MID POWER LED

Lumen delivered up to 1870 lm / Lumen maintenance: L70 B50=50,000h

Driver	Diffuser	Beam width	Version	LED	K	CRI	lm	SDCM	Finishes
<b>0</b> On/Off	<b>D</b> Opal	77°	<b>H220</b> 460mm	<b>HW</b>	2700	>90	1750	<3	<b>12</b>
<b>D</b> DALI	<b>L</b> Prismatic	85°		<b>HQ</b>	3000	>90	1900	<3	<b>31</b>
	<b>X</b> Ribbed	78°		<b>WW</b>	3000	>80	2190	<3	
	<b>Q</b> Anti-glare louvre	60°		<b>NN</b>	4000	>80	2430	<3	
	<b>V</b> Opal, U-Shape	104°							

LED nominal lumen

### 920 | Continuous line (Central module)



Code example:  
**0 . D H250 . HW 12**

Accessories: p.750  
 Finishes: p.724  
 Photometric data:  
 www.reggiani.net

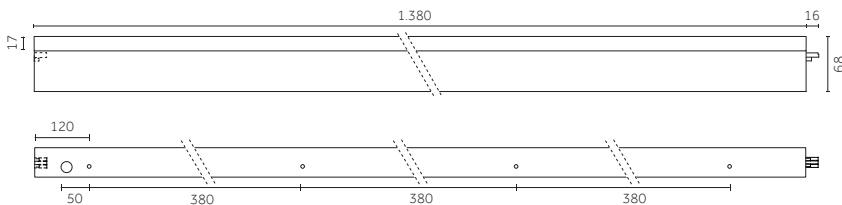

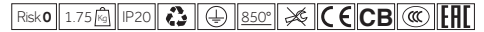
#### 26 W MID POWER LED

Lumen delivered up to 3570 lm / Lumen maintenance: L70 B50=50,000h

Driver	Diffuser	Beam width	Version	LED	K	CRI	lm	SDCM	Finishes
<b>0</b> On/Off	<b>D</b> Opal	77°	<b>H250</b> 920mm	<b>HW</b>	2700	>90	3350	<3	<b>12</b>
<b>D</b> DALI	<b>L</b> Prismatic	85°		<b>HQ</b>	3000	>90	3640	<3	<b>31</b>
	<b>X</b> Ribbed	78°		<b>WW</b>	3000	>80	4185	<3	
	<b>Q</b> Anti-glare louvre	60°		<b>NN</b>	4000	>80	4630	<3	
	<b>V</b> Opal, U-Shape	104°							

LED nominal lumen

### 1380 | Continuous line (Central module)



Code example:  
**0 . D H270 . HW 12**

Accessories: p.750  
 Finishes: p.724  
 Photometric data:  
 www.reggiani.net

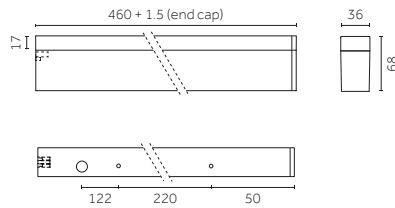

#### 38 W MID POWER LED

Lumen delivered up to 4850 lm / Lumen maintenance: L70 B50=50,000h

Driver	Diffuser	Beam width	Version	LED	K	CRI	lm	SDCM	Finishes
<b>0</b> On/Off	<b>D</b> Opal	77°	<b>H270</b> 1380mm	<b>HW</b>	2700	>90	5030	<3	<b>12</b>
<b>D</b> DALI	<b>L</b> Prismatic	85°		<b>HQ</b>	3000	>90	5465	<3	<b>31</b>
	<b>X</b> Ribbed	78°		<b>WW</b>	3000	>80	6285	<3	
	<b>Q</b> Anti-glare louvre	60°		<b>NN</b>	4000	>80	6740	<3	
	<b>V</b> Opal, U-Shape	104°							

LED nominal lumen

### 460 | Continuous line (End module)

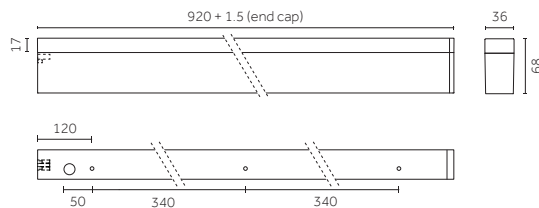



Code example:  
**O . F H220 . HW 12**

Accessories: p.750  
 Finishes: p.724  
 Photometric data:  
 www.reggiani.net

13 W		MIDPOWER LED		Lumen delivered up to 1870 lm / Lumen maintenance: L70 B50=50,000h						
Driver	Diffuser	Beam width	Version	LED	K	CRI	lm	SDCM	Finishes	
<b>O</b> On/Off	<b>F</b> Opal	77°	<b>H220</b> 460mm	<b>HW</b>	2700	>90	1750	<3	<b>12</b>	
<b>D</b> DALI	<b>M</b> Prismatic	85°		<b>HQ</b>	3000	>90	1900	<3	<b>31</b>	
	<b>Y</b> Ribbed	78°		<b>WW</b>	3000	>80	2190	<3		
	<b>R</b> Anti-glare louvre	60°		<b>NN</b>	4000	>80	2430	<3		
	<b>Z</b> Opal, U-Shape	104°		LED nominal lumen						

### 920 | Continuous line (End module)

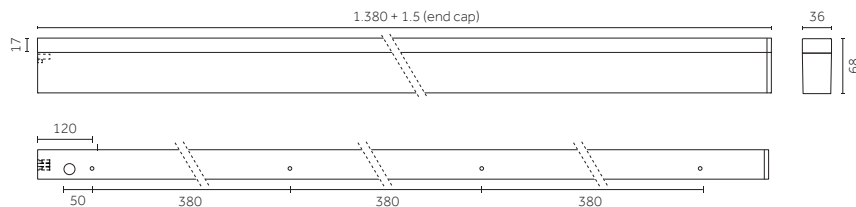



Code example:  
**O . F H250 . HW 12**

Accessories: p.750  
 Finishes: p.724  
 Photometric data:  
 www.reggiani.net

26 W		MIDPOWER LED		Lumen delivered up to 3570 lm / Lumen maintenance: L70 B50=50,000h						
Driver	Diffuser	Beam width	Version	LED	K	CRI	lm	SDCM	Finishes	
<b>O</b> On/Off	<b>F</b> Opal	77°	<b>H250</b> 920mm	<b>HW</b>	2700	>90	3350	<3	<b>12</b>	
<b>D</b> DALI	<b>M</b> Prismatic	85°		<b>HQ</b>	3000	>90	3640	<3	<b>31</b>	
	<b>Y</b> Ribbed	78°		<b>WW</b>	3000	>80	4185	<3		
	<b>R</b> Anti-glare louvre	60°		<b>NN</b>	4000	>80	4630	<3		
	<b>Z</b> Opal, U-Shape	104°		LED nominal lumen						

### 1380 | Continuous line (End module)



Code example:  
**O . F H270 . HW 12**

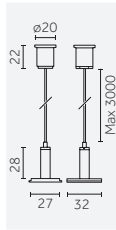
Accessories: p.750  
 Finishes: p.724  
 Photometric data:  
 www.reggiani.net

38 W		MIDPOWER LED		Lumen delivered up to 4850 lm / Lumen maintenance: L70 B50=50,000h						
Driver	Diffuser	Beam width	Version	LED	K	CRI	lm	SDCM	Finishes	
<b>O</b> On/Off	<b>F</b> Opal	77°	<b>H270</b> 1380mm	<b>HW</b>	2700	>90	5030	<3	<b>12</b>	
<b>D</b> DALI	<b>M</b> Prismatic	85°		<b>HQ</b>	3000	>90	5465	<3	<b>31</b>	
	<b>Y</b> Ribbed	78°		<b>WW</b>	3000	>80	6285	<3		
	<b>R</b> Anti-glare louvre	60°		<b>NN</b>	4000	>80	6740	<3		
	<b>Z</b> Opal, U-Shape	104°		LED nominal lumen						



## Accessories

### Single-Continuous line




**Description**

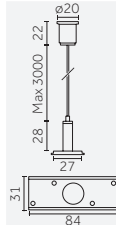

Câbles de suspension : guides (2x), câbles en acier, patères (2x) /  
Cables para suspender: guías (2x), cables en acero (2x), rosetas (2x)

**Code**

0.26150.00

**Finishes**

12   
31 




**Description**

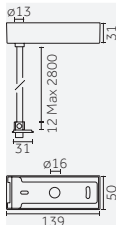
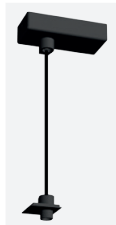
Câble de suspension pour agencement en ligne continue /  
Cable para suspender para modelo en línea continua

**Code**

0.26155.00

**Finishes**

12   
31 




**Description**

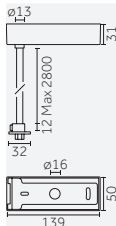
Câble d'alimentation, colerette apparente (On-Off) /  
Cable de alimentación para modelo con aro visible (On-Off)

**Code**

0.26151.00

**Finishes**

12   
31 




**Description**

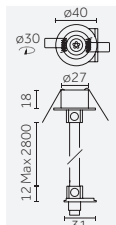
Câble d'alimentation, colerette apparente (DALI) /  
Cable de alimentación para modelo con aro visible (DALI)

**Code**

0.26152.00

**Finishes**

12   
31 




**Description**

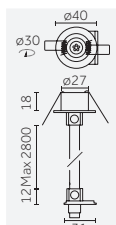
Câble d'alimentation, colerette invisible (On-Off) /  
Cable de alimentación para modelo con aro invisible (On-Off)

**Code**

0.26153.00

**Finishes**

12   
31 




**Description**

Câble d'alimentation, colerette invisible (DALI) /  
Cable de alimentación para modelo con aro invisible (DALI)

**Code**

0.26154.00

**Finishes**

12   
31 





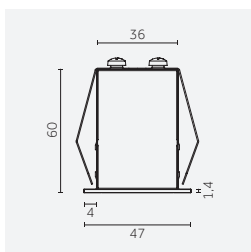
—

# Yori Linear Recessed

# Yori Linear Recessed

FR La version à encastrer est caractérisée par un design élégant et minimaliste avec une collerette ne dépassant pas 4 mm. Le corps en aluminium moulé sous pression de 60 mm de haut héberge le driver et rend l'appareil compact et adapté à des installations dans lesquelles le faux-plafond présente un espace réduit.

ES El modelo de empotrar se caracteriza por una línea elegante y minimalista con aro solo de 4 mm. El cuerpo en aluminio inyectado de 60 mm de altura encierra el driver, creando un aparato de diseño compacto apto para las instalaciones donde el espacio, en el interior del falso techo, es limitado.



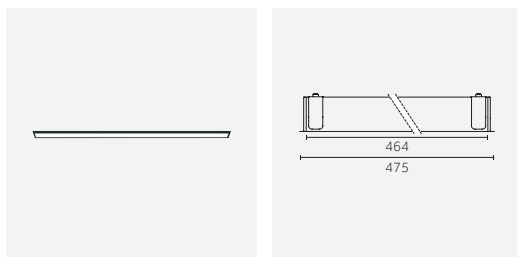
FR Encombrement minimum  
ES Dimensiones mínimas



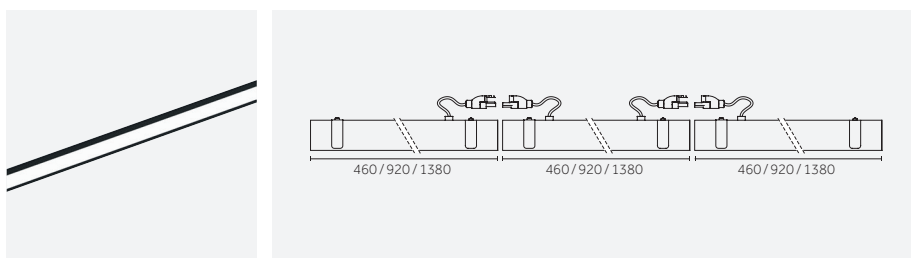
FR Outre les modules de série, l'agencement en ligne continue de Yori Linear Recessed comprend également un module d'angle à 90° qui permet de réaliser des projets d'éclairage plus flexibles.

IES Además de los módulos estándares, la configuración en línea de Yori Linear Recessed cuenta con un módulo angular de 90°, que permite realizar proyectos luminotécnicos más flexibles.

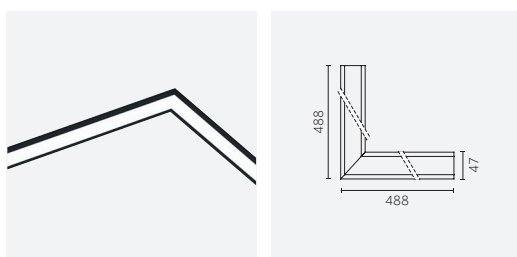
### Single



### Continuous line



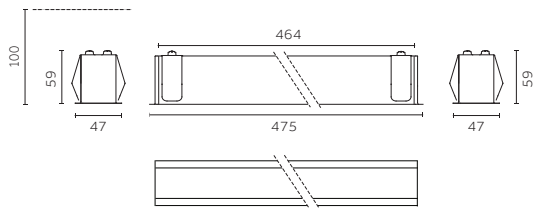

### 90° Module







### 460 | Single



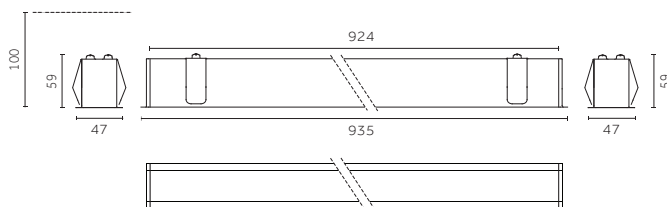
Code example:  
**0 . B H020 . HW 12**

Finishes: p.724  
 Photometric data:  
 www.reggiani.net

13 W MID POWER LED			Lumen delivered up to 1870 lm / Lumen maintenance: L70 B50=50,000h						
Driver	Diffuser	Beam width	Version	LED	K	CRI	lm	SDCM	Finishes
<b>0</b> On/Off	<b>B</b> Opal	77°	<b>H020</b> 475mm	<b>HW</b>	2700	>90	1750	<3	<b>12</b>
<b>D</b> DALI	<b>G</b> Prismatic	85°		<b>HQ</b>	3000	>90	1900	<3	<b>31</b>
	<b>K</b> Ribbed	78°		<b>WW</b>	3000	>80	2190	<3	
	<b>N</b> Anti-glare louvre	60°		<b>NN</b>	4000	>80	2430	<3	

LED nominal lumen

### 920 | Single



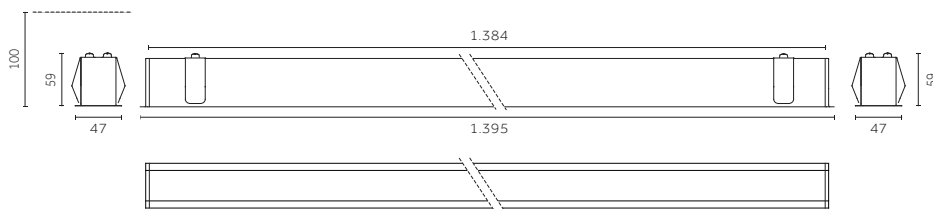


Code example:  
**0 . B H050 . HW 12**

Finishes: p.724  
 Photometric data:  
 www.reggiani.net

26 W MID POWER LED			Lumen delivered up to 3570 lm / Lumen maintenance: L70 B50=50,000h						
Driver	Diffuser	Beam width	Version	LED	K	CRI	lm	SDCM	Finishes
<b>0</b> On/Off	<b>B</b> Opal	77°	<b>H050</b> 935mm	<b>HW</b>	2700	>90	3350	<3	<b>12</b>
<b>D</b> DALI	<b>G</b> Prismatic	85°		<b>HQ</b>	3000	>90	3640	<3	<b>31</b>
	<b>K</b> Ribbed	78°		<b>WW</b>	3000	>80	4185	<3	
	<b>N</b> Anti-glare louvre	60°		<b>NN</b>	4000	>80	4630	<3	

LED nominal lumen

### 1380 | Single



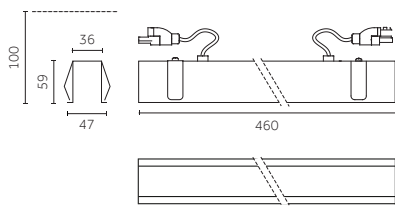
Code example:  
**0 . B H070 . HW 12**

Finishes: p.724  
 Photometric data:  
 www.reggiani.net

38 W MID POWER LED			Lumen delivered up to 4850 lm / Lumen maintenance: L70 B50=50,000h						
Driver	Diffuser	Beam width	Version	LED	K	CRI	lm	SDCM	Finishes
<b>0</b> On/Off	<b>B</b> Opal	77°	<b>H070</b> 1395mm	<b>HW</b>	2700	>90	5030	<3	<b>12</b>
<b>D</b> DALI	<b>G</b> Prismatic	85°		<b>HQ</b>	3000	>90	5465	<3	<b>31</b>
	<b>K</b> Ribbed	78°		<b>WW</b>	3000	>80	6285	<3	
	<b>N</b> Anti-glare louvre	60°		<b>NN</b>	4000	>80	6740	<3	

LED nominal lumen

### 460 | Continuos line



Code example:

**O** . **C** **H020** . **HW** **12**

Accessories: p.760  
 Finishes: p.724  
 Photometric data:  
 www.reggiani.net

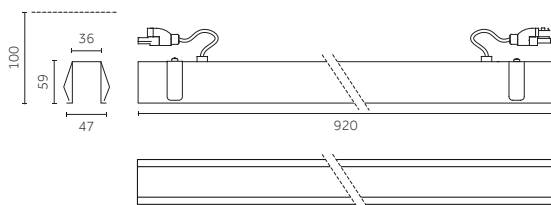
#### 13 W MIDPOWER LED

Lumen delivered up to 1870 lm / Lumen maintenance: L70 B50=50,000h

Driver	Diffuser	Beam width	Version	LED	K	CRI	lm	SDCM	Finishes
<b>O</b> On/Off	<b>C</b> Opal	77°	<b>H020</b> 460mm	<b>HW</b>	2700	>90	1750	<3	<b>12</b>
<b>D</b> DALI	<b>L</b> Prismatic	85°		<b>HQ</b>	3000	>90	1900	<3	<b>31</b>
	<b>R</b> Ribbed	78°		<b>WW</b>	3000	>80	2190	<3	
	<b>P</b> Anti-glare louver	60°		<b>NN</b>	4000	>80	2430	<3	

LED nominal lumen

### 920 | Continuos line



Code example:

**O** . **C** **H050** . **HW** **12**

Accessories: p.760  
 Finishes: p.724  
 Photometric data:  
 www.reggiani.net

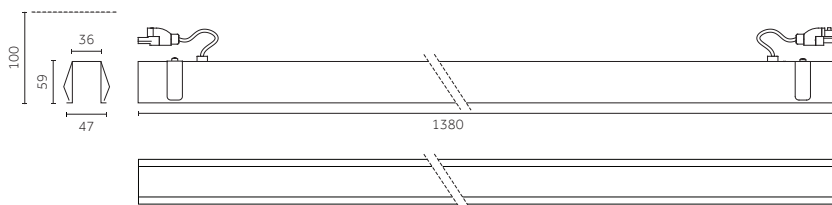
#### 26 W MIDPOWER LED

Lumen delivered up to 3570 lm / Lumen maintenance: L70 B50=50,000h

Driver	Diffuser	Beam width	Version	LED	K	CRI	lm	SDCM	Finishes
<b>O</b> On/Off	<b>C</b> Opal	77°	<b>H050</b> 920mm	<b>HW</b>	2700	>90	3350	<3	<b>12</b>
<b>D</b> DALI	<b>L</b> Prismatic	85°		<b>HQ</b>	3000	>90	3640	<3	<b>31</b>
	<b>R</b> Ribbed	78°		<b>WW</b>	3000	>80	4185	<3	
	<b>P</b> Anti-glare louver	60°		<b>NN</b>	4000	>80	4630	<3	

LED nominal lumen

### 1380 | Continuos line



Code example:

**O** . **C** **H070** . **HW** **12**

Accessories: p.760  
 Finishes: p.724  
 Photometric data:  
 www.reggiani.net

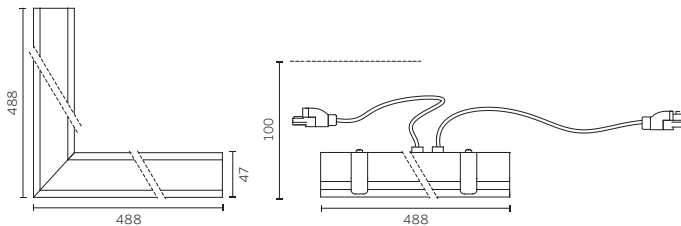

#### 38 W MIDPOWER LED

Lumen delivered up to 4850 lm / Lumen maintenance: L70 B50=50,000h

Driver	Diffuser	Beam width	Version	LED	K	CRI	lm	SDCM	Finishes
<b>O</b> On/Off	<b>C</b> Opal	77°	<b>H070</b> 1380mm	<b>HW</b>	2700	>90	5030	<3	<b>12</b>
<b>D</b> DALI	<b>L</b> Prismatic	85°		<b>HQ</b>	3000	>90	5465	<3	<b>31</b>
	<b>R</b> Ribbed	78°		<b>WW</b>	3000	>80	6285	<3	
	<b>P</b> Anti-glare louver	60°		<b>NN</b>	4000	>80	6740	<3	

LED nominal lumen

## 90° Module



Code example:  
**0 . D H050 . HW 12**

Accessories: p.760  
 Finishes: p.724  
 Photometric data:  
[www.reggiani.net](http://www.reggiani.net)

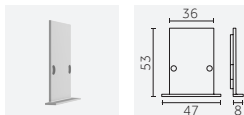
26 W MID POWER LED		Lumen delivered up to 3570 lm / Lumen maintenance: L70 B50=50,000h							
Driver	Diffuser	Beam width	Version	LED	K	CRI	lm	SDCM	Finishes
<b>0</b> On/Off	<b>D</b> Opal	77°	<b>H050</b> 935mm	<b>HW</b>	2700	>90	3350	<3	<b>12</b>
<b>D</b> DALI	<b>M</b> Prismatic	85°		<b>HQ</b>	3000	>90	3640	<3	<b>31</b>
	<b>T</b> Ribbed	78°		<b>WW</b>	3000	>80	4185	<3	
	<b>Q</b> Anti-glare louvre	60°		<b>NN</b>	4000	>80	4630	<3	

LED nominal lumen

## Accessories

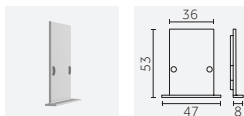
Tête de fermeture/  
 Tapa de cierre

460, 920, 1380 | Continuous line



Description	Code	Finishes
Tête de fermeture (2 pcs)/ Tapa de cierre (2 unidades)	<b>0.26156.00</b>	<b>12</b> <b>31</b>

90° Module



Description	Code	Finishes
Tête de fermeture (2 pcs)/ Tapa de cierre (2 unidades)	<b>0.26156.00</b>	<b>12</b> <b>31</b>

