Track

www.reggiani.net

#theilluminationcollective

Track

EN Track is the new universal track system that adapts to every present and future need. The range uses 6-conductor technology for the three circuits and the control system, now integrated into a single product.
Track includes the surface-mounted and recessed version plus a range of accessories to make installation even more flexible and simple. The streamlined, elegant design and exceptional adaptability make it the perfect complement for our track-mounted projectors and linear luminaires.

IT Track è il nuovo sistema universale che si adatta a ogni necessità presente e futura. La gamma prevede una tecnologia a 6 conduttori per gestire le tre fasi e il sistema di controllo, adesso disponibile nello stesso prodotto.
Track è disponibile nella versione da superficie, da incasso e dispone di una gamma di accessori per rendere ancora più flessibile e semplice l'installazione. Il design minimale ed elegante e l'eccezionale adattabilità lo rendono l'ideale complemento per le nostre soluzioni, proiettori e apparecchi lineari a binario.

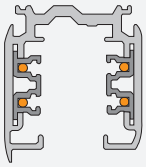

EN Three-circuit track
IT Binario a 3 accensioni

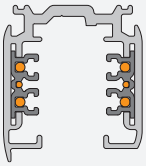

EN Three-circuit track + control system
(DALI/ DIMM 1-10V)
IT Binario a 3 accensioni
Sistema di controllo (DALI / DIMM 1-10V)

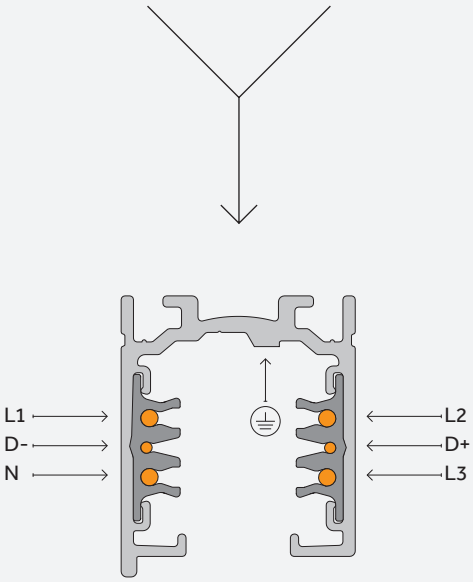

www.reggiani.net

#theilluminationcollective

Versions/ Versioni	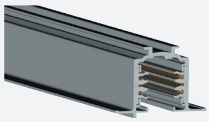 **Track Recessed**  **Track Surface**
Finishes/ Finiture	**10** White/ Bianco **21** Black/ Nero  **28** Metallised grey/ Grigio metallizzato

Sizes and tech. specifications/ Misure e info tecniche	1000 mm	2000 mm	3000 mm	4000 mm
Track Recessed	p.714	p.714	p.714	p.714
Max recess depth/ Ingombro interno massimo	37.8	37.8	37.8	37.8
Track Surface	p.712	p.712	p.712	p.712

www.reggiani.net

#theilluminationcollective

Surface

IP20 850°



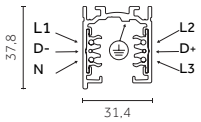

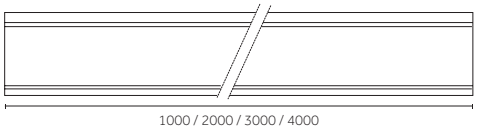

Code example:
0.02030.00 10

Accessories: p. 712-713, 716-717

Version	Length mm	Weight kg	Finishes
0.02030.00	1000	0,10	**10**
0.02031.00	2000	0,20	**21**
0.02032.00	3000	0,30	**28**
0.02033.00	4000	0,40	

Surface | Accessories

Accessories (surface-mounted track)/
Accessori (binario da superficie)

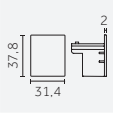

Description	Code	Finishes
End cap (dead end) for surface-mounted track with locking screw/ Tappo di chiusura per binario a superficie con vite di blocco	**0.02041.00**	**10** **21** **28**

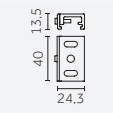

Description	Code	Finishes
Ceiling bracket/ Staff a per fi ssaggio a soffitto	**0.02054.00**	**10** **21** **28**

Description	Code
Ceiling clamp/ Clip per fi ssaggio a soffitto	**0.02065.0000**

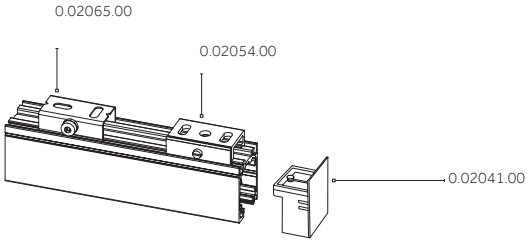

www.reggiani.net
#theilluminationcollective

Pendant mounting (surface-mounted track)/
Fissaggio a sospensione (binario da superficie)

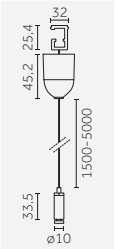

Description	Code	Finishes
Suspension set, 1500 mm/ Set parte sospensione, 1500 mm	0.02052.00	10 21 28
Suspension set, 5000 mm/ Set parte sospensione, 5000 mm	0.02053.00	

Composed of: - ceiling bracket - wire clamp - plastic ceiling rose (Ø 32 mm) - steel wire (Ø 1.5 mm; L=1500/5000 mm) with M6 terminal/
Composto da: - staff a per fi ssaggio a soffi tto - tenditore a vite - rosone plastico Ø 32 mm - fi lo in acciaio Ø 1.5 mm (L=1500/5000 mm) con terminale M6

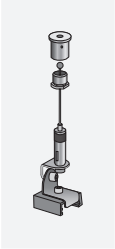
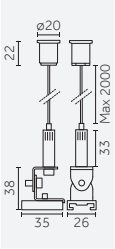

Description	Code	Finishes
Suspension kit with 2-m long wire and counter-balance system/ Set sospensione con cavo da 2m e sistema di contro per il bilanciamento	0.25864.00	10 21

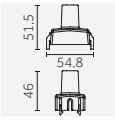

Description	Code	Finishes
Track set/ Set parte binario	0.02051.00	10 21 28

Composed of: - point clamp suspension M6 - plastic cover/
Composto da: - clip con tenditore M6 - copertura plastica

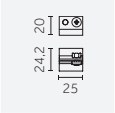

Description	Code	Finishes
Short T-bracket for suspension/ Staff a a T corta per sospensioni	0.02055.00	10 21 28

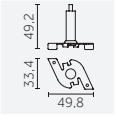

Description	Code	Finishes
Clamp with gripper for rapid track installation for cable Ø 1,5m/ Clip con tenditore per fi ssaggio rapido del binario per cavo Ø 1,5m	0.02061.00	10 21 28

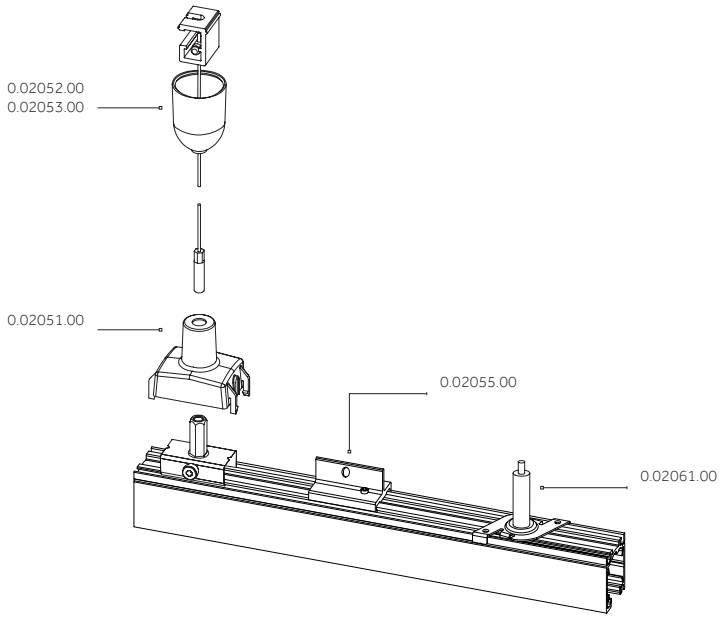

www.reggiani.net
#theilluminationcollective

Recessed

IP20 850°



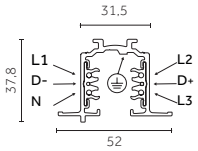

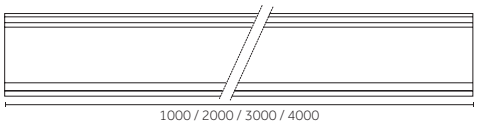

Code example:
0.02034.00 10

Accessories: p. 712-713, 716-717

Version	Length mm	Weight kg	Finishes
0.02034.00	1000	0,10	**10**
0.02035.00	2000	0,20	**21**
0.02036.00	3000	0,30	**28**
0.02037.00	4000	0,40	

Recessed | Accessories

Accessories for electromechanical connections (Recessed track)/
Accessori connessioni elettromeccaniche (Binario da incasso)

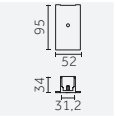

Description	Code	Finishes
Live end feed cover/ Copertura per testata	**0.02059.00**	**10** **21** **28**

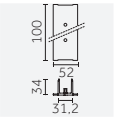

Description	Code	Finishes
Live middle feed cover/ Copertura per giunto diretto	**0.02060.00**	**10** **21** **28**

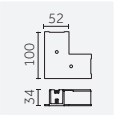

Description	Code	Finishes
L-connector cover/ Copertura per giunto a L	**0.02056.00**	**10** **21** **28**

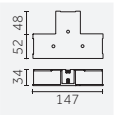

Description	Code	Finishes
T-connector cover/ Copertura per giunto a T	**0.02057.00**	**10** **21** **28**

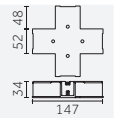

Description	Code	Finishes
X-connector cover/ Copertura per giunto a X	**0.02058.00**	**10** **21** **28**

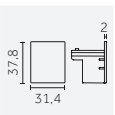

Description	Code	Finishes
End cap (dead end) track with locking screw/ Tappo di chiusura con vite di blocco	**0.02041.00**	**10** **21** **28**

www.reggiani.net
#theilluminationcollective

Surface | Recessed | Accessories

Adapter/
Adattatore

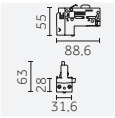

Description	Code	Finishes
6-conductor asymmetric adapter (3 circuits+N+control system) with circuit selector/ Adattatore Asimmetrico a 6 conduttori (3 fasi+N+sistema di controllo) con selettore di fase	0.02066.00	10 21 28

Adapter accessories/
Accessori adattatore

Description	Code	Finishes
Monopoint for ceiling mounting of DALI adapter without using the track/ Basetta per il fissaggio a plafone dell'adattatore DALI senza l'utilizzo del binario	0.02062.00	10 21 28

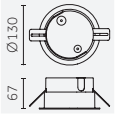

Description	Code	Finishes
Adapter for recessed mounting of DALI monopoint (code 0.02062.00)/ Adattatore per il fissaggio ad incasso della basetta DALI con codice 0.02062.00	0.02063.00 ø110÷115	10 21 28

Accessories/
Accessori

Description	Code
Cable cutter/ Tronchese per taglio conduttori del binario	0.02064.0000

www.reggiani.net

#theillumination collective

Surface | Recessed | Accessories

Electromechanical connections/
Connessioni elettromeccaniche

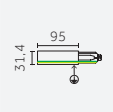

Description	Code	Finishes
Left End-feed. Polarity - Left, Earth conductor - Right./ Testata Sinistra. Conduttore terra a destra. Polarità a sinistra.	0.02038.00	10 21 28

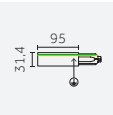

Description	Code	Finishes
Right End-feed. Polarity - Right, Earth conductor - Left./ Testata Destra. Conduttore terra a sinistra. Polarità a destra.	0.02039.00	10 21 28

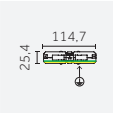

Description	Code	Finishes
Straight connector/ Giunto passante	0.02040.00	10 21 28

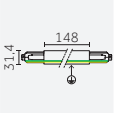

Description	Code	Finishes
Live middle feed/ Giunto diretto	0.02042.00	10 21 28

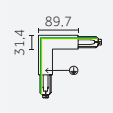

Description	Code	Finishes
L-connector. Earth outside/ Giunto a L. Conduttore di terra esterna	0.02043.00	10 21 28

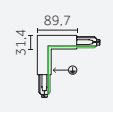

Description	Code	Finishes
L-connector. Earth inside/ Giunto a L. Conduttore di terra interna	0.02044.00	10 21 28

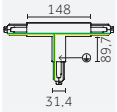

Description	Code	Finishes
T-connector. Earth inside / left/ Giunto a T. Conduttore di terra interna / sinistra	0.02045.00	10 21 28

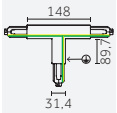

Description	Code	Finishes
T-connector. Earth inside / right/ Giunto a T. Conduttore di terra interna / destra	0.02046.00	10 21 28

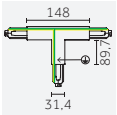

Description	Code	Finishes
T-connector. Earth outside / left/ Giunto a T. Conduttore di terra esterna / sinistra	0.02047.00	10 21 28

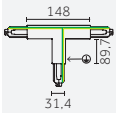

Description	Code	Finishes
T-connector. Earth outside / right/ Giunto a T. Conduttore di terra esterna / destra	0.02048.00	10 21 28

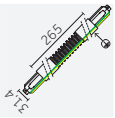

Description	Code	Finishes
Flexible connector/ Giunto flessibile	0.02050.00	10 21 28

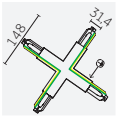

Description	Code	Finishes
X-connector. Earth inside / inside/ Giunto a X. Conduttore di terra interna / interna	0.02049.00	10 21 28

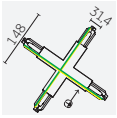

Description	Code	Finishes
X-connector. Earth inside / outside/ Giunto a X. Conduttore di terra interna / esterna	0.02068.00	10 21 28

www.reggiani.net
#theillumination collective

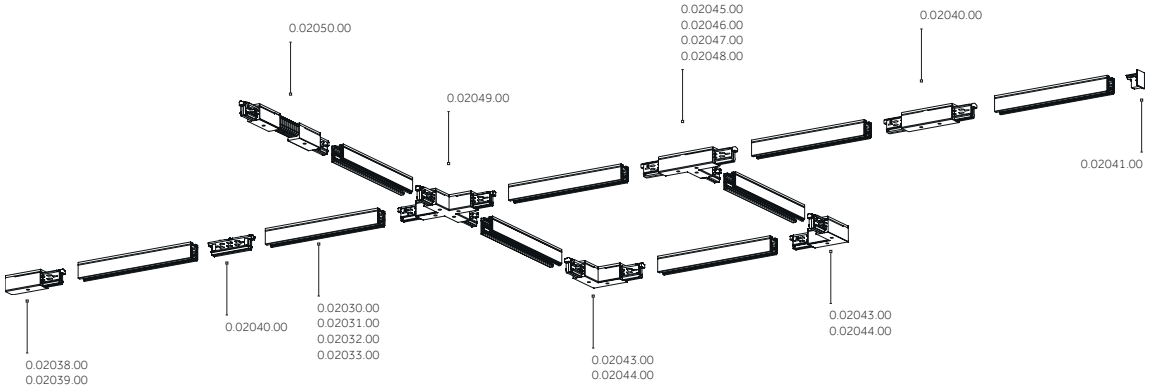

www.reggiani.net

#theilluminationcollective

EN Use specialised technicians only to install systems and replace parts. Disconnect system from power supply and ensure compliance of installation procedure with national standards. The user and/or installer are responsible for ensuring electrical, mechanical and thermal compatibility of the system with the structures where they will be anchored and with regard to the luminaires connected to them.

IT Tutte le operazioni di installazione e sostituzione dei componenti devono essere eseguite da personale specializzato, escludendo tensione dall'impianto e rispettando le norme nazionali d'installazione. È responsabilità dell'utente e/o dell'installatore assicurare la compatibilità elettrica, meccanica e termica del sistema rispetto alle strutture sulle quali viene ancorato e rispetto agli apparecchi ad esso connessi.