Quality light for the outdoors: complete your project with the right landscape lighting. Advanced technology meets discreet design.

YORI IP66

2.0

Reggiani

Reggiani

Contents

Yori IP66 15
Yori IP66 Surface/Pendant 59
Yori IP66 Wall 79
Finishes 95

It's time to g

go outdoors
Yori IP66

EN Yori IP66 is the brand new system of lighting products for your landscape projects. The Yori projectors family has evolved and widened, now with IP66 rating. Advanced technology meets discreet design, quality light for the outdoors.

IT Yori IP66 è il nuovo sistema di prodotti di illuminazione per i tuoi progetti landscape. La famiglia di proiettori Yori si è evoluta e allargata, ed è ora disponibile in IP66. Tecnologia all'avanguardia in un design pulito e minimale, luce di qualità per gli ambienti esterni.

Yori IP66

Yori IP66

Ecofriendly

EN Developed for the outdoors, with attention to the environment.
In compliance with the Eco-Design Regulation (EU) 2024/1781, the light source of Yori IP66 and its power supply unit can be separated to guarantee the repairability of the product in case of failure and/or replacement of components to allow for any upgrades where more efficient or otherwise better options become available in the near future.
Furthermore, the anodization treatment that the aluminium undergoes is an environmentally friendly process, not using dangerous or carcinogenic substances such as heavy metals or solvents. The coating is mainly composed of aluminium oxide, an inert and non-hazardous material.

IT Sviluppato per gli esterni, con attenzione all'ambiente.
In ottemperanza alla normativa Eco-Design Regolamento (UE) 2024/1781 la sorgente luminosa di Yori IP66 e la sua unità di alimentazione, sono separabili per garantire la riparabilità del prodotto in caso di guasto e/o sostituibili per consentire l'eventuale aggiornamento/implementazione del prodotto, laddove componenti più efficienti o comunque migliori siano disponibili in un prossimo futuro.
Inoltre, il trattamento di anodizzazione che subisce l'alluminio è un processo rispettoso dell'ambiente, non utilizzando sostanze pericolose o cancerogene quali metalli pesanti o solventi. Il rivestimento è composto prevalentemente da ossido di alluminio, materiale inerte e non pericoloso.



Yori IP66

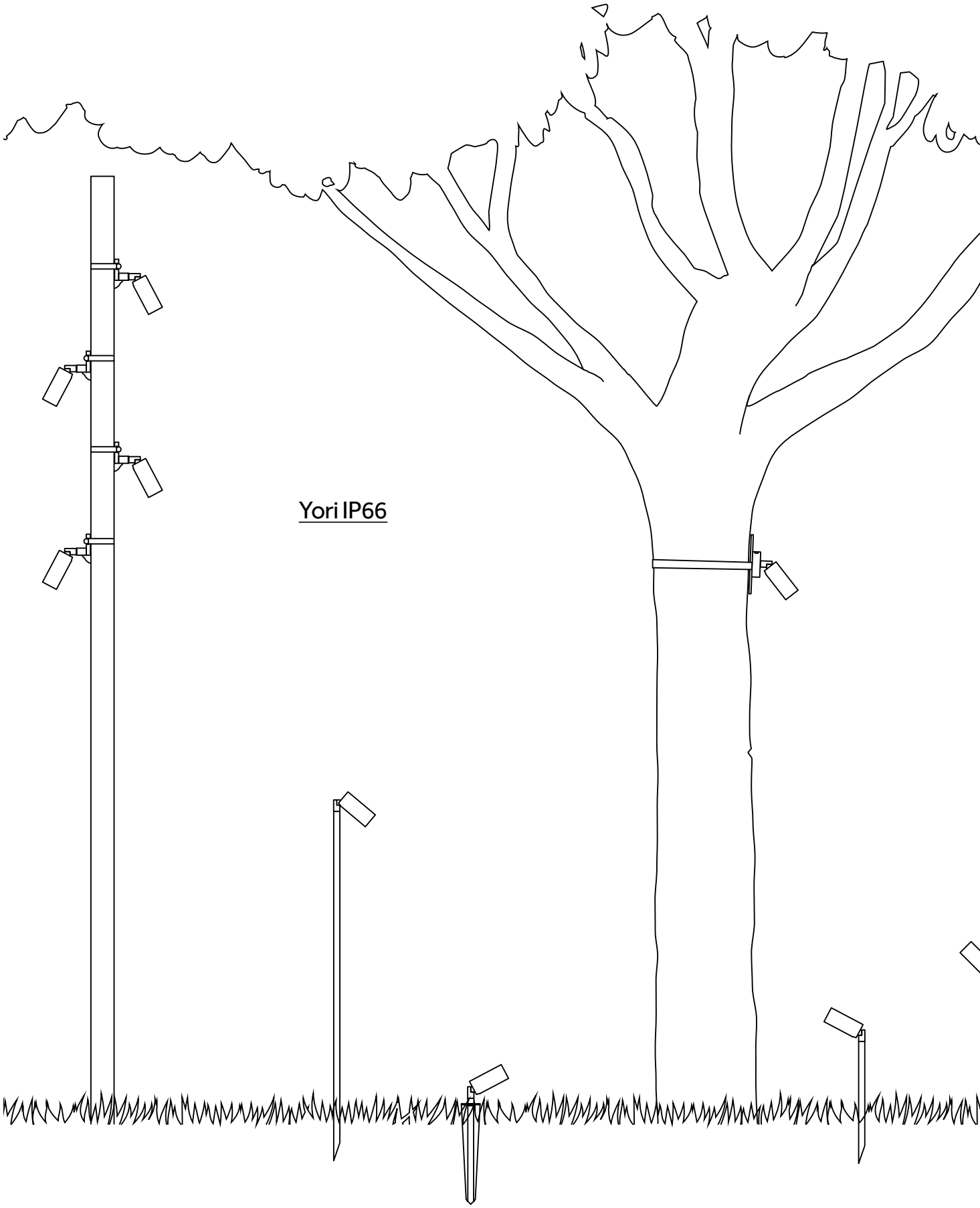
Yori IP66

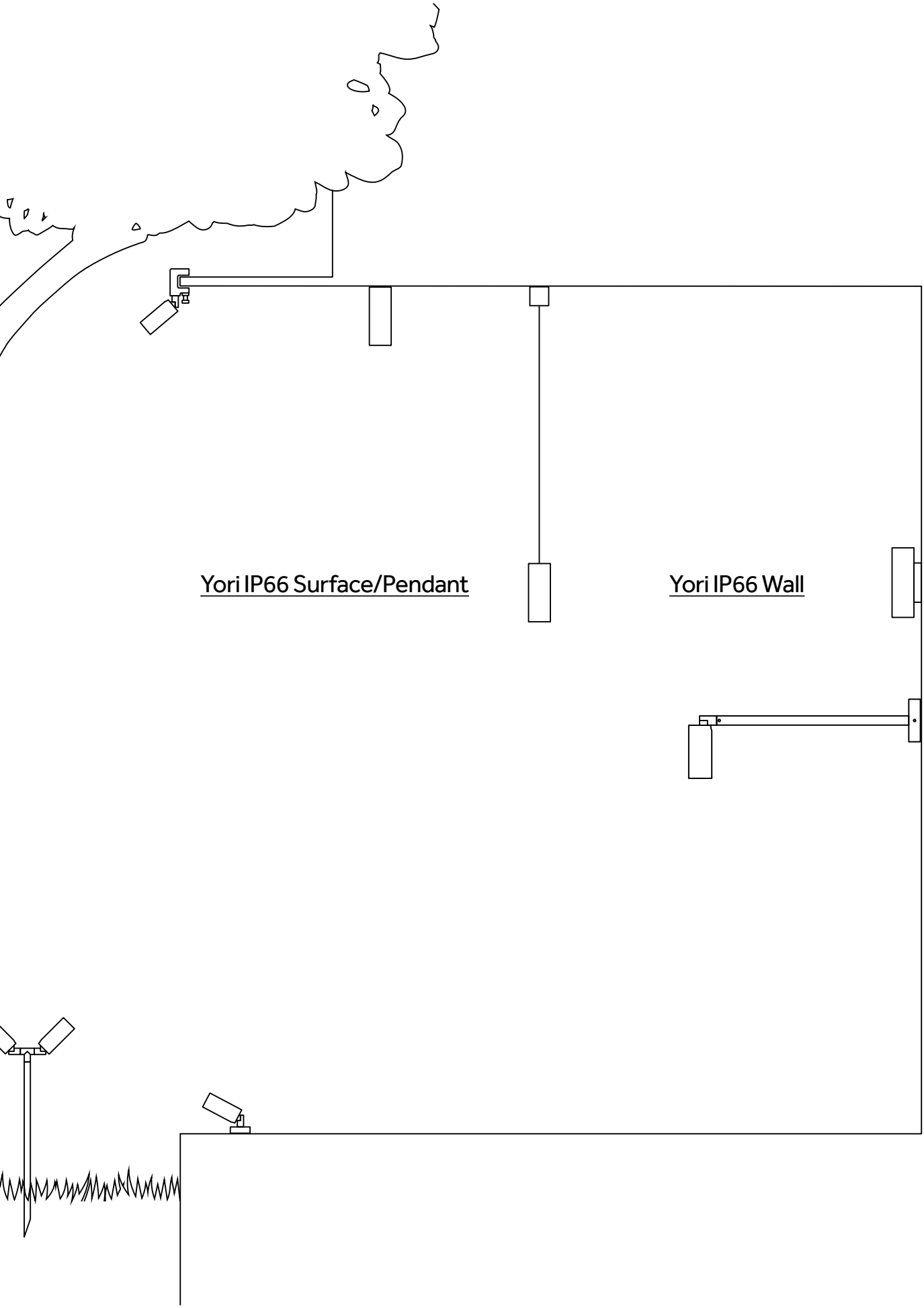
Yori IP66 Surface/Pendant
Yori IP66 Wall

Yori IP66

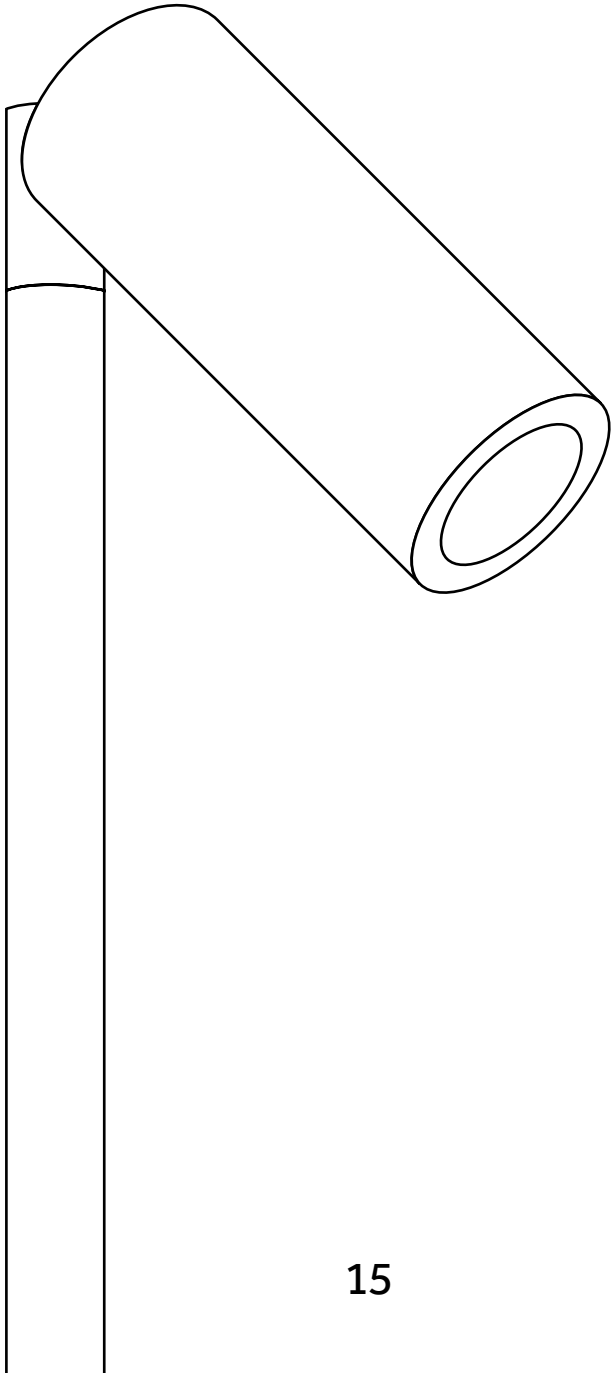

EN Designed to fulfill any requirement in high-end landscape contemporary projects, Yori IP66 is the outdoor version of our Yori projector. Minimal, elegant design, sophisticated finishes and a wide selection of accessories, beautifully integrate the product range into any project.

IT Progettato per soddisfare qualsiasi esigenza in progetti landscape contemporanei di fascia alta, Yori IP66 è la versione per esterni del nostro proiettore Yori. Design minimale ed elegante e finiture sofisticate, integrano magnificamente la gamma in qualsiasi progetto. L'ampia gamma di accessori rende Yori IP66 estremamente versatile e adatto a diversi ambienti e dettagli architettonici.

Versions/ Versioni	
Yori IP66	**Ø45** **Ø60**
Finishes/ Finiture If not specified, the product is made of aluminium/ Se non specificato, il prodotto è in alluminio	**8C** Raw anodized/ Anodizzato naturale **48** Matte white/ Bianco opaco **8E** Stainless steel (AISI 316)/ Acciaio inox (AISI 316) **8D** Black anodized/ Anodizzato nero **8F** Antiqued bronze (solid brass)/ Bronzo anticato (ottone massiccio) **9M** Antiqued bronze/ Bronzo anticato **9N** Olive green/ Verde oliva **9P** Corten/ Corten
Finishes upon request (minimum quantity required)/ Finiture su richiesta (quantitativo minimo richiesto)	Copper/ Rame Champagne anodized/ Anodizzato champagne Titanium/ Titanio
Adjustability/ Orientabilità	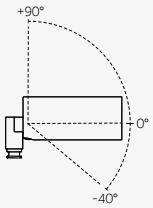 \ Horizontal axis/ Asse orizzontale \ Vertical axis/ Asse verticale
IP / IK	**66 / 07**
Control systems	**On/Off; DALI; 1-10V**
Insulation class	III
Certifications	CE UKCA



	Ø 45 mm	Ø 60 mm
Yori IP66	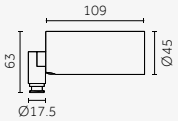 p.44	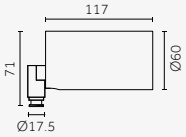 p.44-45
△	10°; 12°; 27°; 32°; 15°x65°; 65°x15°	10°; 16°; 24°; 35°; 34°x60°; 60°x34°
Light source/ Sorgente luminosa	**POWER LED** 3 W; 4,5 W 200 lm - 327 lm L80 B10=50,000 h 2700 K; 3000 K; 4000 K SDCM <3 CRI >90	**POWER LED** 4,5 W; 9 W; 12 W 397 lm - 1106 lm L80 B10=50,000 h 2700 K; 3000 K; 4000 K SDCM <3 CRI >90 **Warm Dimming COB LED** 6 W 445 lm L70 B10=50,000 h 1800 K - 3000 K SDCM <3 CRI >90



EN Yori IP66 has two alternative snoots: a cylindrical snoot for an even more controlled light beam and a 45° snoot, to minimize upward light spillage.

IT Yori IP66 dispone, come accessori, di due snoot alternativi: cilindrico per un fascio di luce ancora più controllato e snoot a 45° per ridurre al minimo lo spillage luminoso verso l'alto.

EN Snoot 45° (Ø45)
IT Snoot 45° (Ø45)

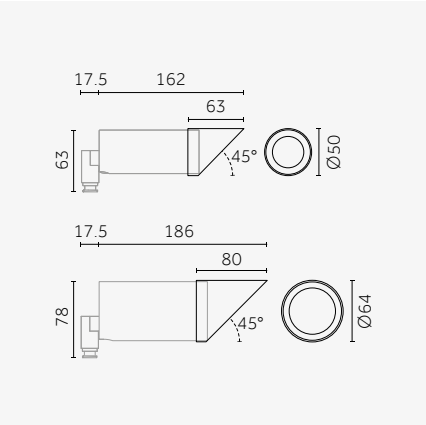

EN Snoot 45° available for Ø45 and Ø60 version
IT Snoot 45° disponibile nelle versioni Ø45 e Ø60

EN Snoot (Ø45)
IT Snoot (Ø45)

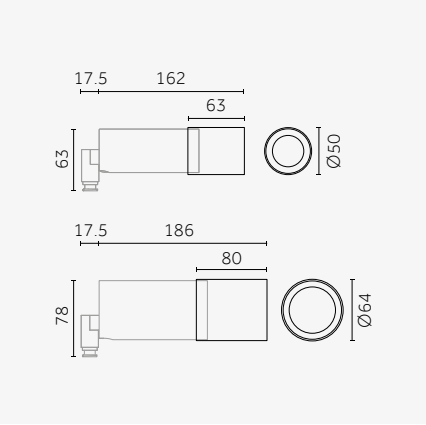

EN Snoot available for Ø45 and Ø60 version
IT Snoot disponibile nelle versioni Ø45 e Ø60

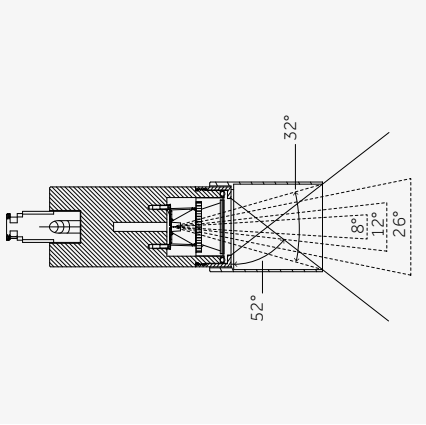

8D Black anodized/
Anodizzato nero

Place it (almost) wherever you want

EN Complete Yori IP66 with the accessory that best suits your project. Its universal "lock-hinge" allows you to adapt both projectors (Ø45 or Ø60) to a wide range of fixing accessories, from the stakes to the tree strap.

IT Completa Yori IP66 con l'accessorio migliore per il tuo progetto. La sua "cerniera di bloccaggio" universale consente di adattare entrambi i proiettori (Ø45 o Ø60) ad un'ampia gamma di accessori di fissaggio, dai picchetti alla cinghia per alberi.

Ø45

Ø60



* EN The finish of the accessory follows the finish of the product.
IT La finitura dell'accessorio segue la finitura del prodotto.

EN A wide range of spikes for ground applications. The version with anti-rotation is ideal for walkways and gardens, guaranteeing stability and preventing any movement due to external agents.

IT Ampia gamma di picchetti per applicazioni a terra. La versione con antirotazione, ideale per camminamenti e giardini, impedisce eventuali spostamenti e rotazioni dovuti ad agenti esterni.

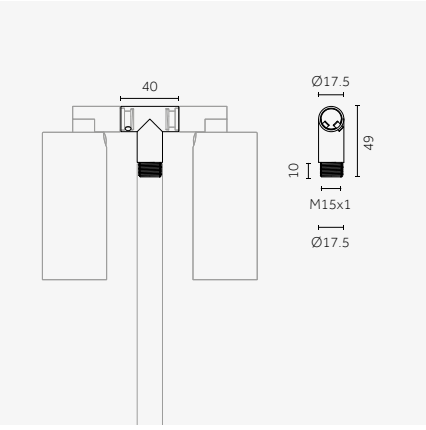

8D Black anodized/
Anodizzato nero

EN Double head for projectors
IT Testa doppia per proiettori

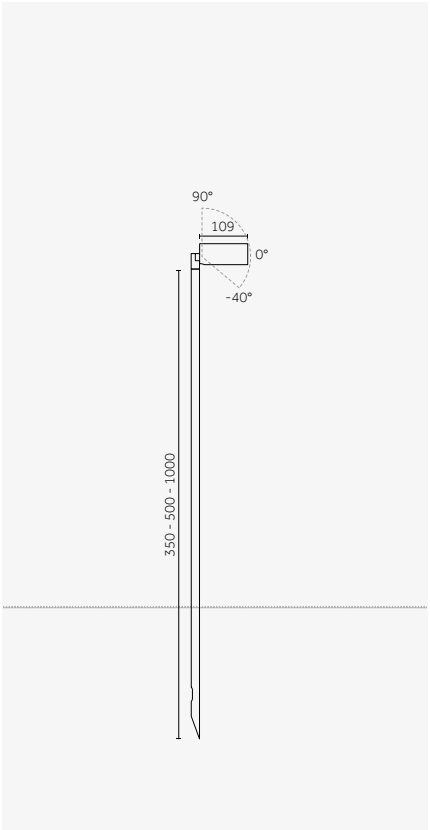

EN Spike (350, 500,1000 mm)
IT Picchetto (350, 500,1000 mm)

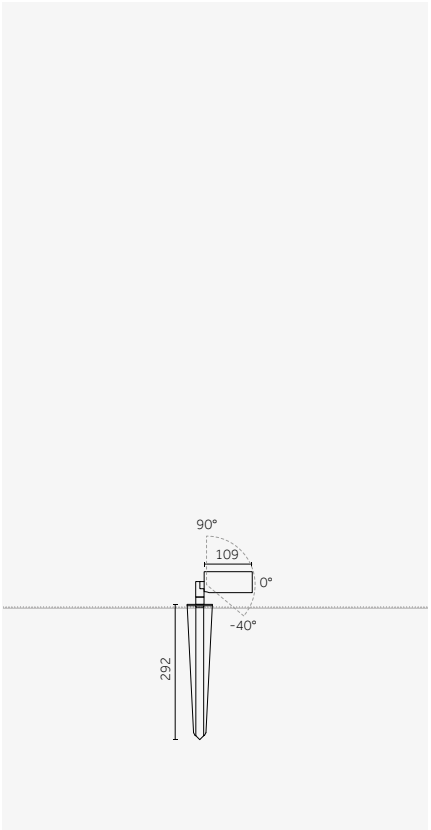

EN Antirotation
IT Antirotazione

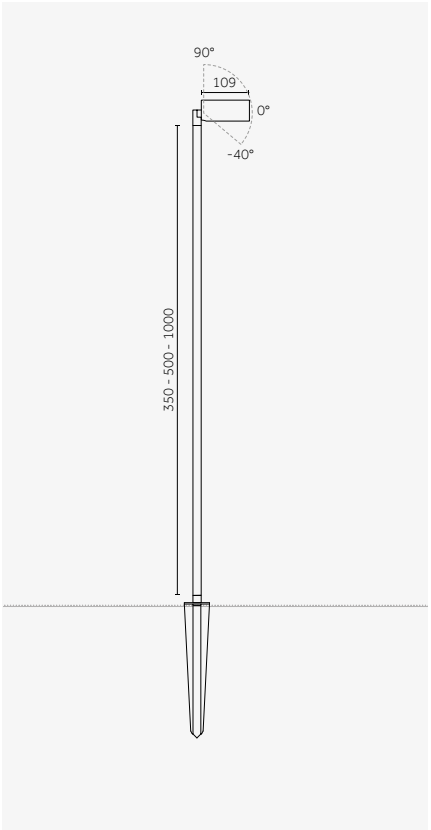

EN Antirotation + tubolar (350, 500, 1000 mm)
IT Antirotazione + tubolare (350, 500, 1000 mm)

EN Spikes
IT Picchetti

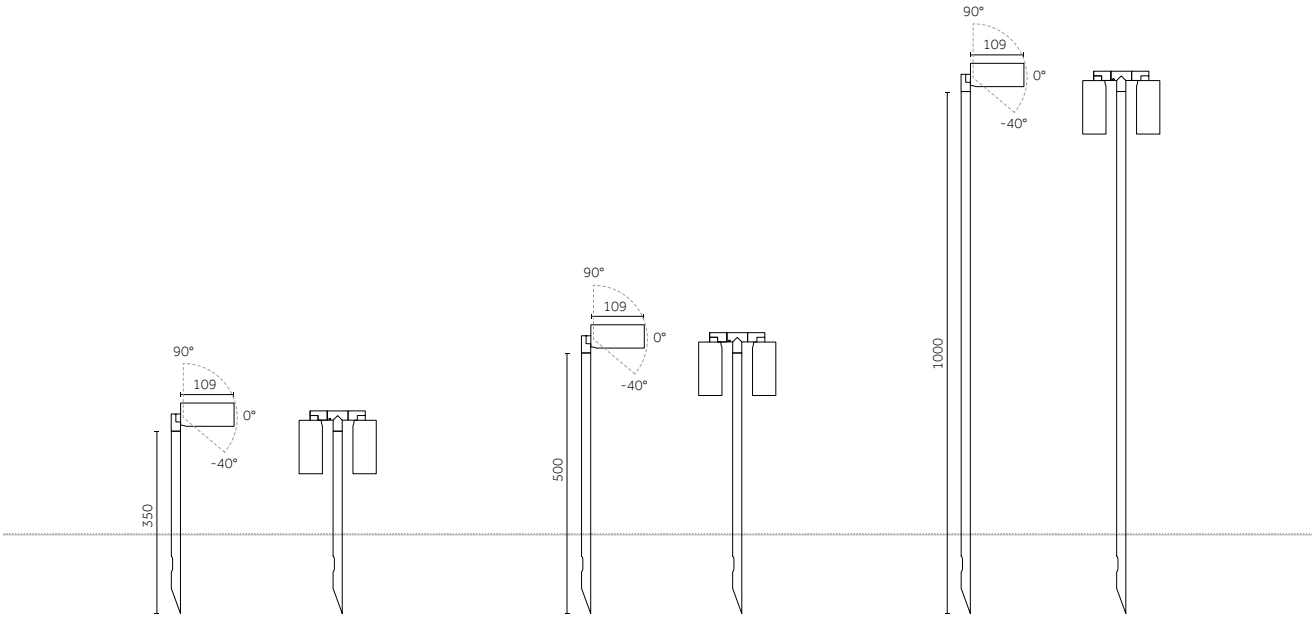

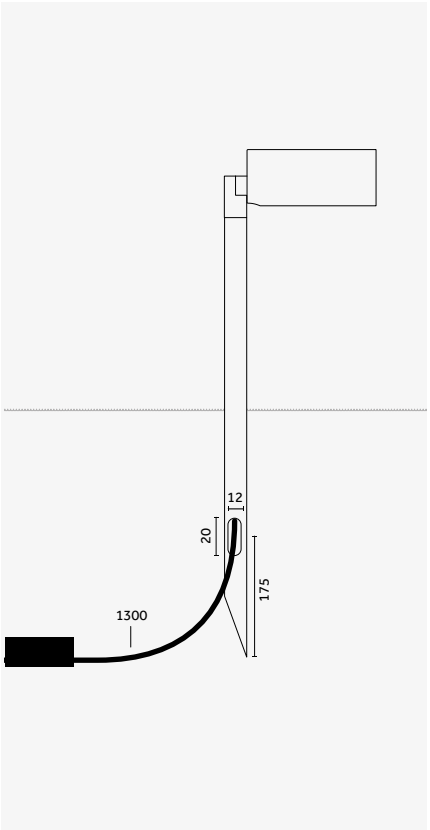

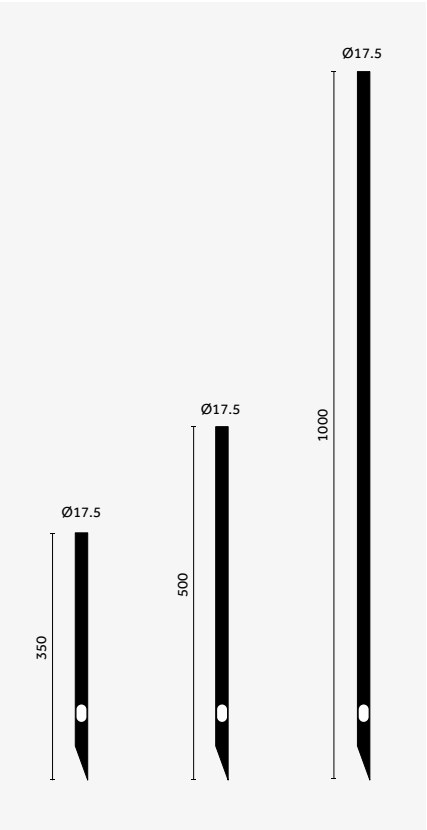

EN Cable length: 1,3m - Driver and connectors: p.52-55
IT Lunghezza cavo: 1,3m - Driver e connettori: p.52-55

EN Spike gamma
IT Gamma di picchetti

EN
IT

Antirotation and tubolars
Antirotazione e tubolari

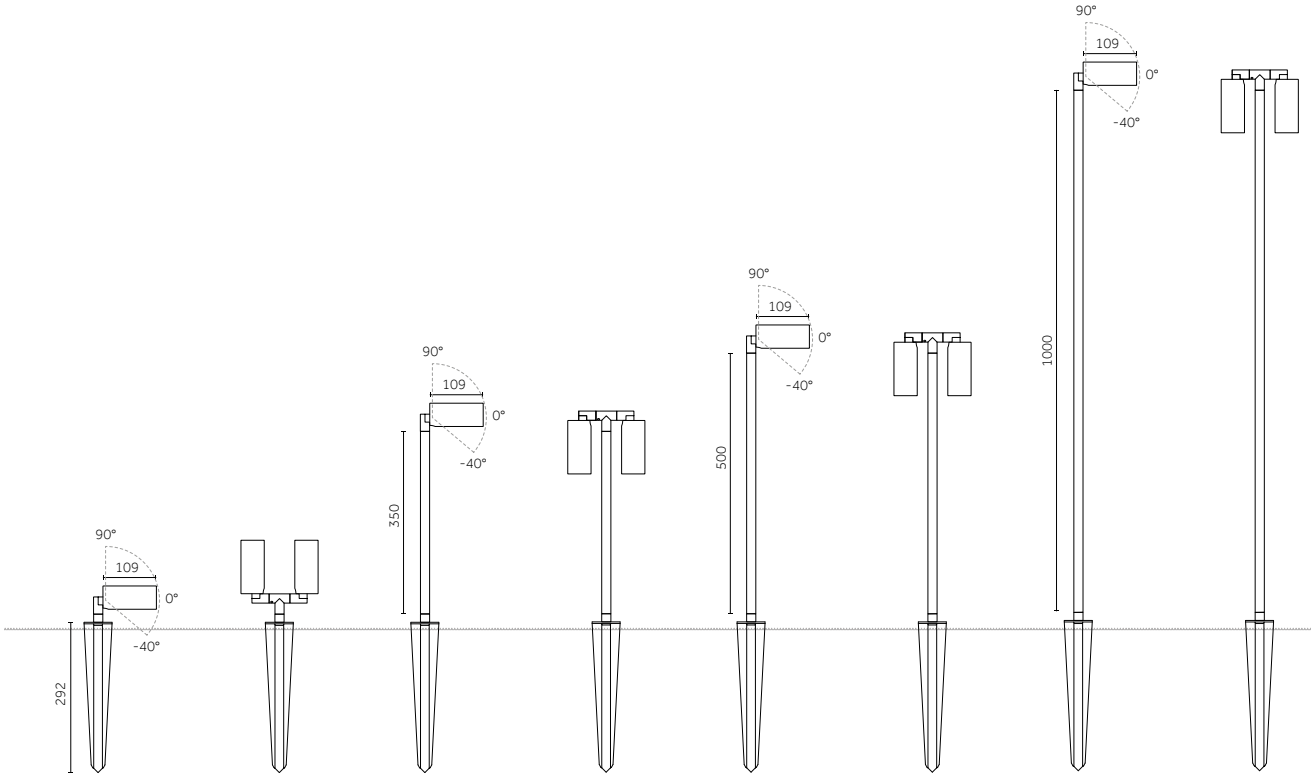

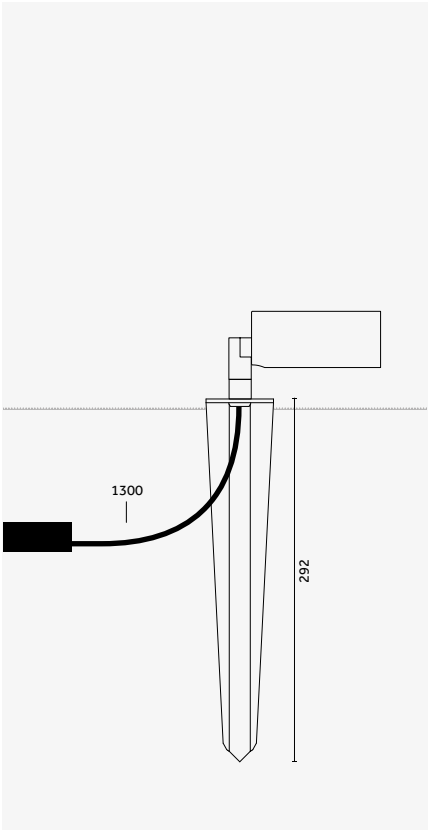

EN Cable length: 1,3m - Driver and connectors: p.52-55
IT Lunghezza cavo: 1,3m - Driver e connettori: p.52-55



EN Antirotation
IT Antirotazione

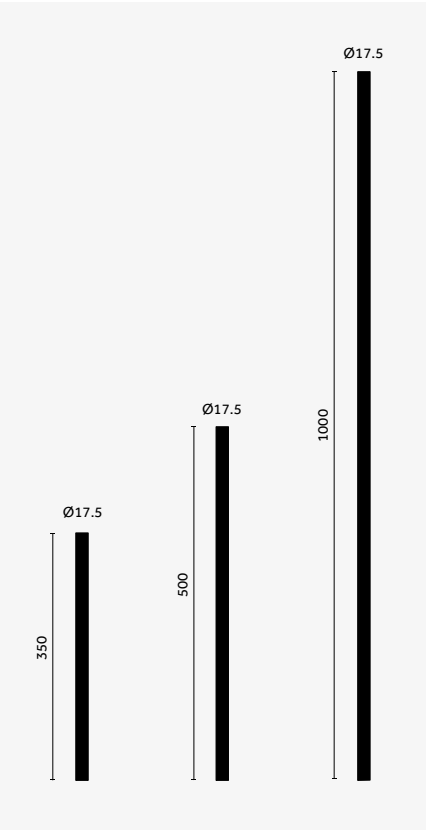

EN Tubolars in 3 different heights
IT Tubolari in 3 diverse altezze

EN Total cable protection thanks to the inner built-in groove.
IT Totale protezione del cavo grazie allo slot interno.

EN Side slot to allow negative adjustament: -40° from the horizontal plane
IT Fessura laterale per permettere orientamento negativo: -40° sull'asse orizzontale

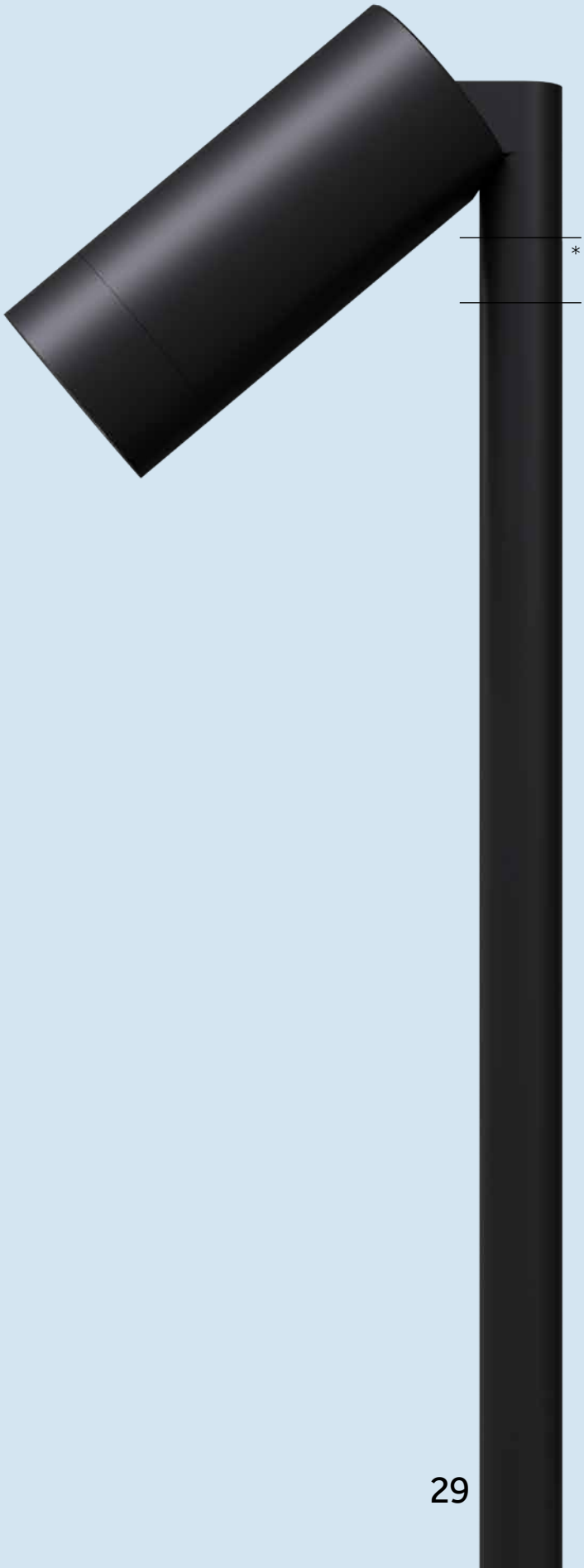

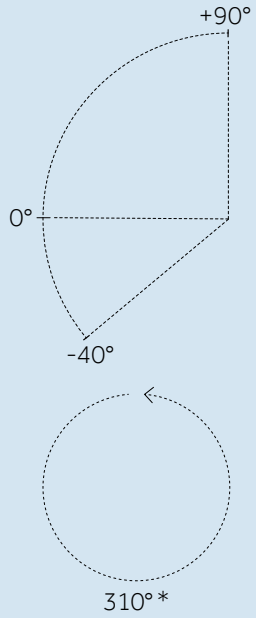

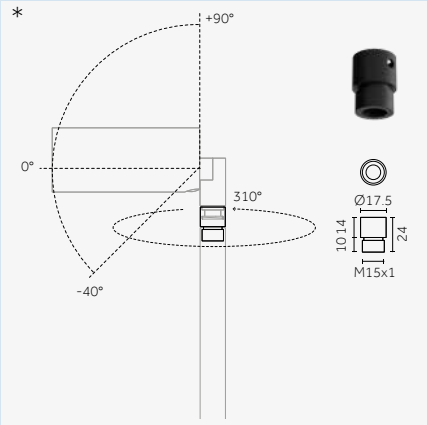

EN Accessory: single head for spike mounting, with 310° rotation.
IT Accessorio: testa singola per picchetto, con rotazione di 310°

Yori IP66

EN Two different bases available for surface mountings. A standard base with rear cable entry and a base with side cable entry for rigid materials or not pierceable surfaces.

IT Disponibili due diverse basi per il montaggio a superficie. Base standard con ingresso cavi posteriore e base per ingresso cavi laterale per materiali rigidi o superfici non perforabili.

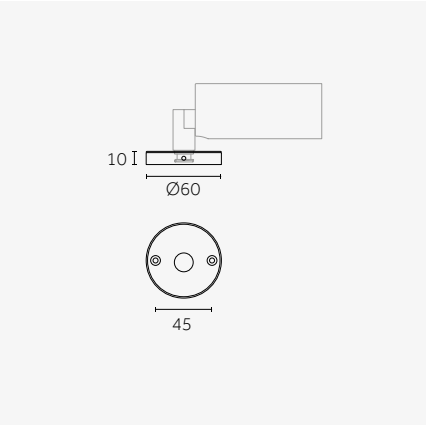

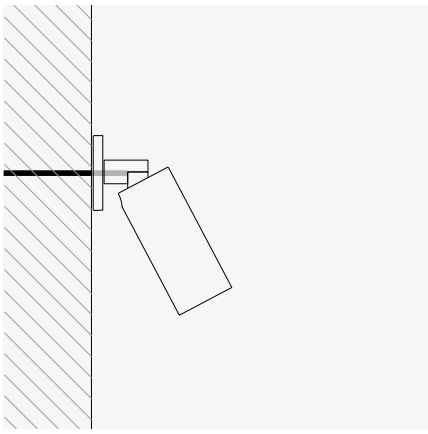

EN Base with rear cable entry
IT Basetta per cablaggio con entrata posteriore

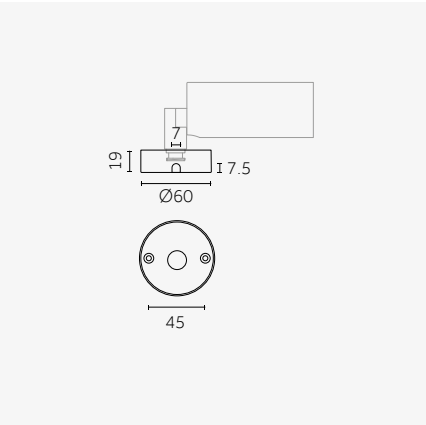

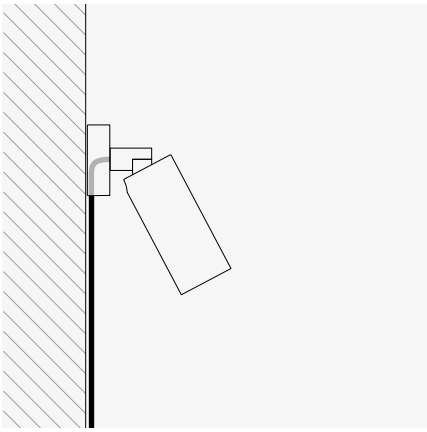

EN Base with side cable entry
IT Basetta per cablaggio con entrata laterale

8C Raw anodized/ Anodizzato naturale
48 Matte white/ Bianco opaco
8D Black anodized/ Anodizzato nero
8F Antiqued bronze (solid brass)/ Bronzo anticato (ottone massiccio)
8E Stainless steel (AISI 316)/ Acciaio inox (AISI 316)
9M Antiqued bronze/ Bronzo anticato
9N Olive green/ Verde oliva
9P Corten/ Corten

Finishes: upon request/
Finiture: su richiesta

Copper/ Rame
Champagne anodized/ Anodizzato champagne
Titanium/ Titanio

EN If not specified, accessories are made of aluminium
IT Se non specificato, gli accessori sono in alluminio

EN Clamp for beams and structural bars with thicknesses up to 27mm.
Feed-through cable integrated in the clamp for clean fixing.

IT Clamp per fissaggio a travi e barre strutturali con spessori fino a 27mm.
Cavo di alimentazione passante e integrato nel morsetto per un'installazione pulita.

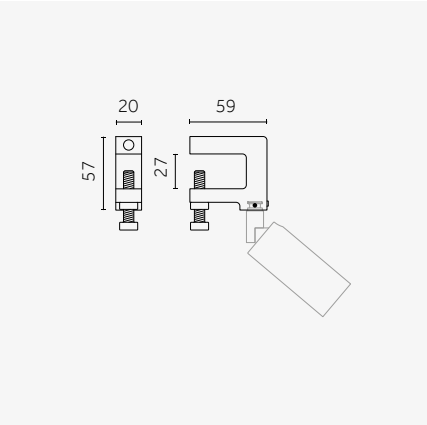

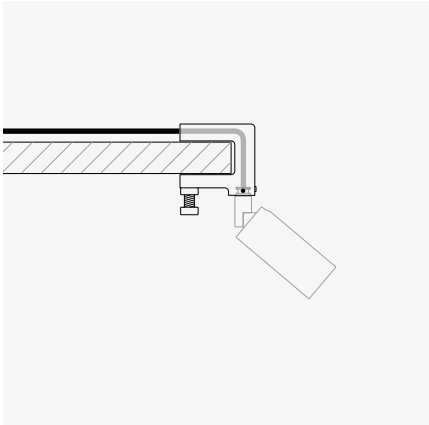

EN Beam clamp
IT Clamp per travi

8D Black anodized/
Anodizzato nero



EN Accessory for fixing Yori IP66 to tree branches/trunks, with an elongated base to ensure complete stability and precise aiming.

IT Accessorio per fissaggio a rami/tronchi d'albero, con base allungata per garantire completa stabilità e puntamenti precisi.

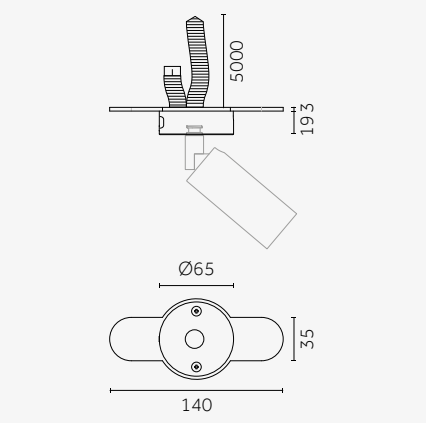

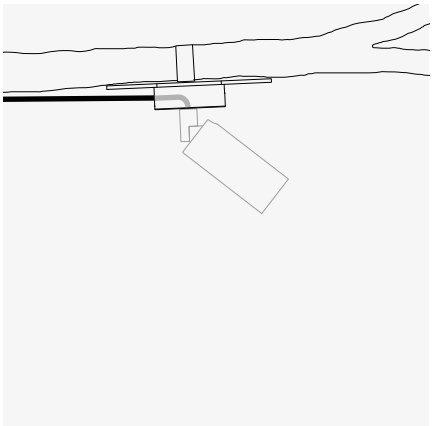

EN Tree strap with side cable entry.
IT Fascia per rami con passaggio cavo laterale.

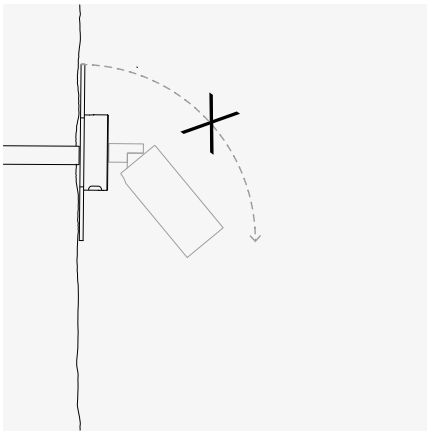

EN The elongated base guarantees stability and reduces the torsion / moment effect created by the weight of the product
IT La basetta allungata garantisce stabilità e riduce l'effetto torsione/momento creato dal peso del prodotto

8D Black anodized/
Anodizzato nero

8D Black anodized/
Anodizzato nero

EN The "tube clamp" accessory, thanks to the extendable stainless steel clamp, allows the mounting of Yori IP66 on structural pipes of different diameters (from Ø15 to Ø70).

IT L'accessorio "tube clamp", grazie alla sua fascetta in acciaio inox allungabile, permette il montaggio di Yori IP66 su tubi strutturali di diversi diametri (da Ø15 a Ø70).

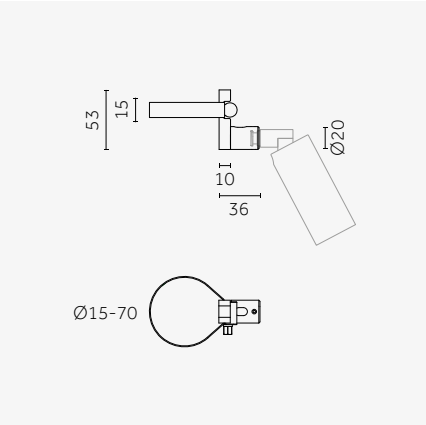

EN Tube clamp
IT Clamp per tubi

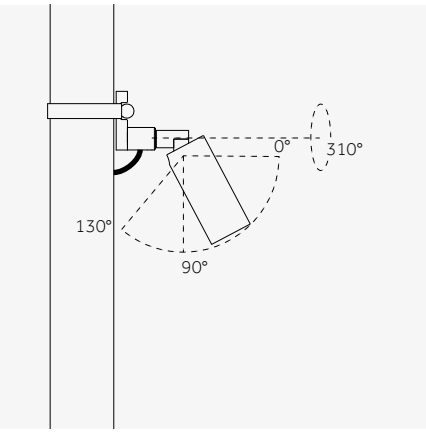

EN Adjustability (0-130°) on horizontal axis and 310° on vertical axis
IT Orientabilità (0-130°) su asse orizzontale e 310° su asse verticale

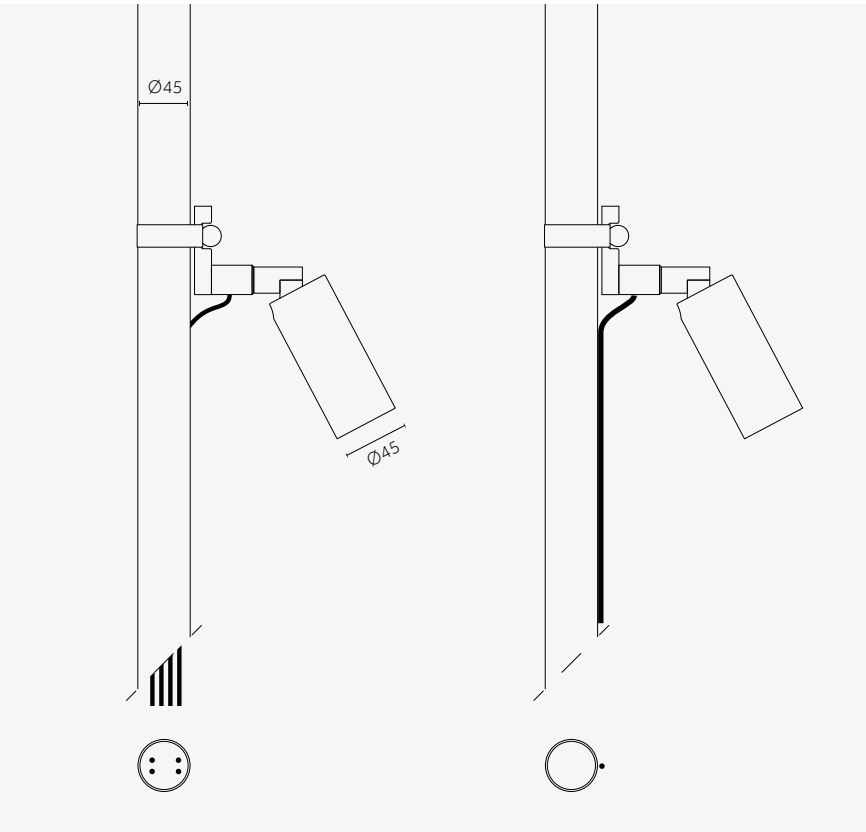

EN Create your cluster by tube clamps.
IT Crea il tuo cluster usando una serie di clamp.

EN The cluster bar, allows a practical and elegant fixing of 4 projectors. Designed for a “clean” integration of the rear wiring, it is the ideal solution for installations on historic buildings or to highlight details of contemporary architecture.

IT La barra per cluster, permette un fissaggio pratico ed elegante di 4 proiettori. Studiata per una integrazione “pulita” dei cablaggi posteriori, è la soluzione ideale per installazioni su edifici storici o dettagli di architettura contemporanea.





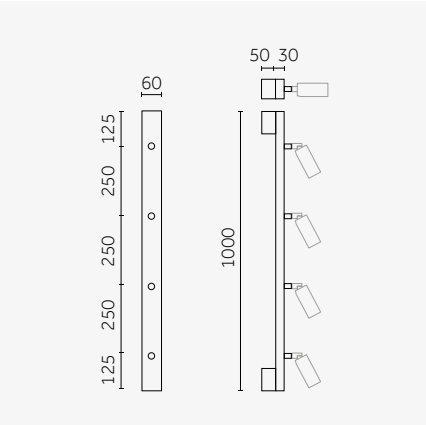

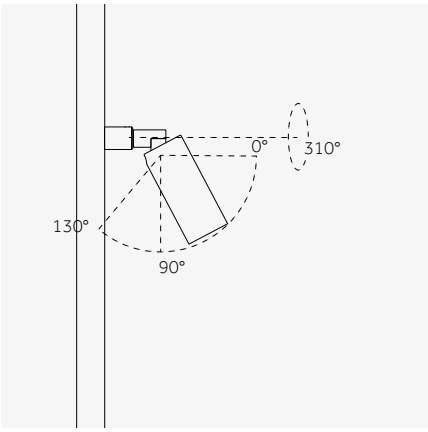

EN Cluster bar (custom length on request)
IT Barra per cluster (lunghezza custom su richiesta)

EN Adjustability (0-130°) on horizontal axis and 310° on vertical axis
IT Orientabilità (0-130°) su asse orizzontale e 310° su asse verticale

8D Black anodized/
Anodizzato nero

EN Wall-mounted arm for illuminating surfaces, signs, and architectural elements. It allows for simple, functional installation while enabling precise positioning of the light beam.

IT Braccio da parete per l'illuminazione di superfici, insegne ed elementi architettonici. Consente un'installazione semplice e funzionale, garantendo un posizionamento preciso del fascio luminoso.

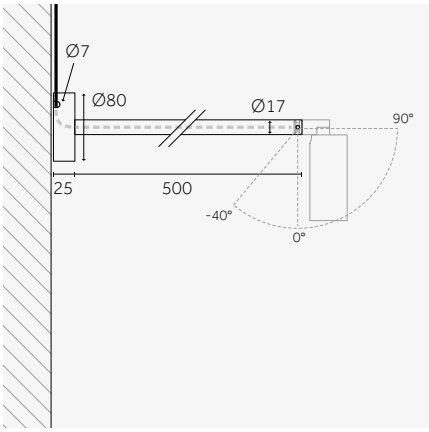

EN Wall-mounting arm with a base plate prepared for wiring and side cable entry.
IT Braccio per fissaggio a parete con basetta predisposta per il cablaggio e ingresso laterale.

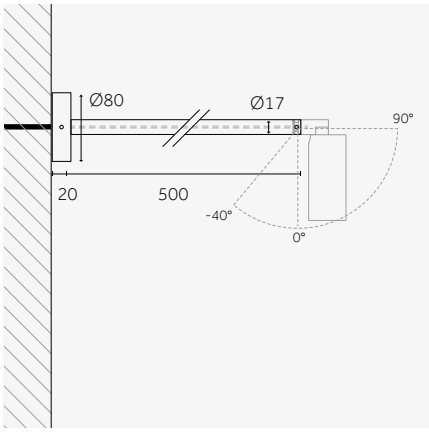

EN Wall-mounting arm with a base plate prepared for wiring and rear cable entry
IT Braccio per fissaggio a parete con basetta predisposta per il cablaggio e ingresso posteriore

8D Black anodized/
Anodizzato nero

A quality light

EN LED with CRI>90 making the whole range suitable for high-end applications. (CRI>80 on request for very high efficacy solutions).
IT LED con CRI>90 disponibile per tutto il sistema, per garantire luce di qualità. (CRI>80 on request for very high efficacy solutions).

EN Dark sky "compliant". No splillage of light above horizontal axis when the projector head is parallel to floor level. Very narrow beam allows for maximum glare control.
IT Dark sky "compliant". Nessuna dispersione di luce sopra l'asse orizzontale quando la testa del proiettore è parallela al livello del pavimento. Il fascio molto stretto permette un controllo massimo dell'abbagliamento.

EN Optic is positioned further back from external protective glass to allow maximum glare control regardless of the use of any accessory.
IT L'ottica arretrata rispetto al vetro di protezione esterno consente alto controllo dell'abbaglio anche senza alcun accessorio.

EN Precision lenses offer quality distribution of light and smooth edge beams in line with the standard Yori optics. The wide range of color temperatures with CRI >90 ensure high quality light and consistency between internal and outdoor spaces.

IT Le lenti ad alta precisione offrono una distribuzione di qualità della luce e fasci puliti, in linea con le tipiche ottiche Yori. L'ampia gamma di temperature di colore con CRI >90 garantisce luce di alta qualità e coerenza tra spazi interni ed esterni.

EN **Optics**
IT **Ottiche**

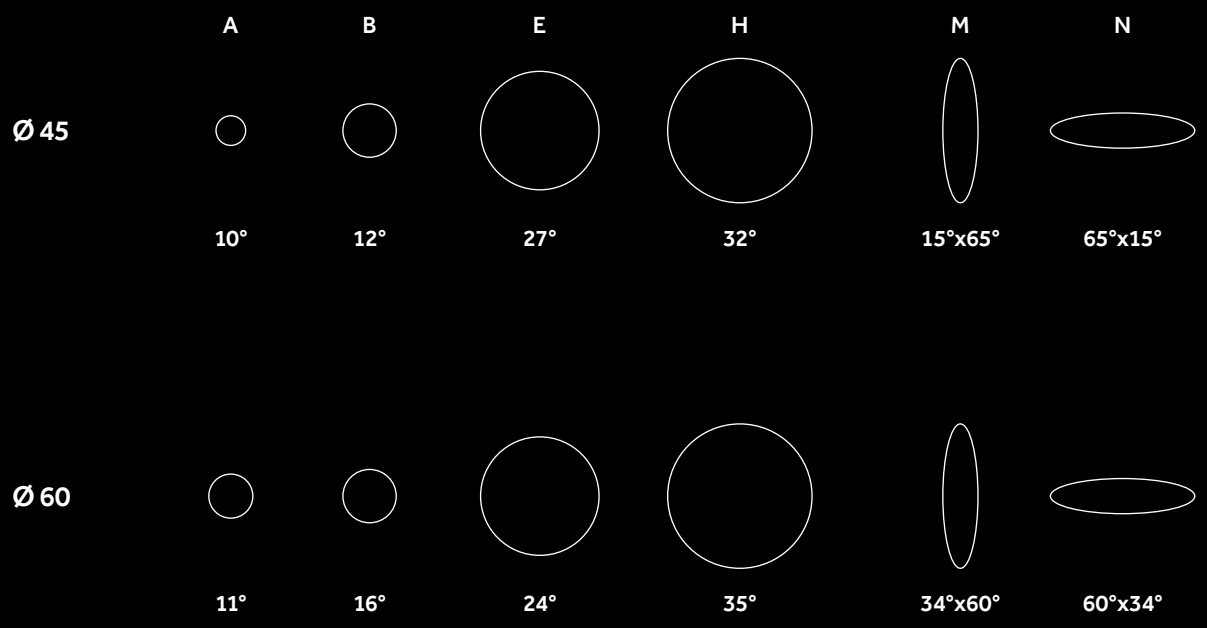

EN **Coloured temperature**
IT **Temperatura colore**

2700K (CRI>90) | 3000K (CRI>90) | 4000K (CRI>90) | Warm Dimming 1800-3000K

EN Yori IP66 is also available with different integrated accessories: selective filters to modify the color temperature of the LED to colored filters for optional light effects. Spread lens, honeycomb and anti-glare screens complete the range.

IT Yori IP66 è disponibile anche con differenti accessori integrati: dai filtri selettivi per variare la temperatura colore del LED ai filtri colorati per opzionali effetti di luce. Lente diffondente, schermi alveolari e antiglare completano la gamma.





EN The accessories are pre-mounted at the factory, see p. 50 to discover how to order your Yori IP66 with accessories.
IT Gli accessori sono pre-montanti in fabbrica, vedi p. 50 per scoprire come ordinare il tuo Yori IP66 con accessori.



Ø 45 mm

Risk 1 | 0.36 | (8F) 0.99 | IP66 | IK07 | 850°

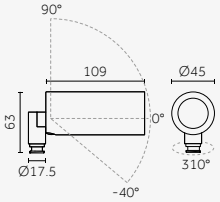

90°-40° 310°

Code example:
X . BR00 A . HW 8C

Finishes: p. 95-97
Electrical devices: p. 52
Photometric data:
www.reggiani.net

3 W **POWER LED** — Lumen maintenance: L80 B10=50,000 h / SDCM >3

Driver	Version	Optics	LED	K	CRI	lm delivered up to:	Efficacy up to:	Finishes
X Not included	**BR00**	**A** 10° Very narrow	**HW**	2700	>90	200 lm	70 lm/W	**8C**
Constant voltage (Vdc)		**B** 12° Narrow	**HQ**	3000	>90	215 lm	75 lm/W	**8D**
		E 27° Medium	**HN**	4000	>90	244 lm	85 lm/W	**8F**
		H 32° Wide						**48**
		M 15°x65° Elliptical						**8E**
		N 65°x15° Elliptical						**9M**
								9N
								9P

4,5 W **POWER LED** — Lumen maintenance: L80 B10=50,000 h / SDCM >3

Driver	Version	Optics	LED	K	CRI	lm delivered up to:	Efficacy up to:	Finishes
X Not included	**BR01**	**B** 12° Narrow	**HW**	2700	>90	304 lm	70 lm/W	**8C**
Constant voltage (Vdc)		**E** 27° Medium	**HQ**	3000	>90	327 lm	75 lm/W	**8D**
		H 32° Wide	**HN**	4000	>90	327 lm	75 lm/W	**8F**
		M 15°x65° Elliptical						**48**
		N 65°x15° Elliptical						**8E**
								9M
								9N
								9P

Ø 60 mm

Risk 1 | 0.57 | (8F) 1.68 | IP66 | IK07 | 850°

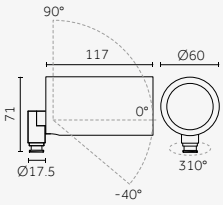

90°-40° 310°

Code example:
X . CR01 A . HW 8C

Finishes: p. 95-97
Electrical devices: p. 53-54
Photometric data:
www.reggiani.net

4,5 W **POWER LED** — Lumen maintenance: L80 B10=50,000 h / SDCM >3

Driver	Version	Optics	LED	K	CRI	lm delivered up to:	Efficacy up to:	Finishes
X Not included	**CR01**	**A** 10° Very narrow	**HW**	2700	>90	397 lm	95 lm/W	**8C**
Constant voltage (Vdc)		**B** 16° Narrow	**HQ**	3000	>90	427 lm	100 lm/W	**8D**
		E 24° Medium	**HN**	4000	>90	461 lm	110 lm/W	**8F**
		H 35° Wide						**48**
		M 34°x60° Elliptical						**8E**
		N 60°x34° Elliptical						**9M**
								9N
								9P

9 W **POWER LED** — Lumen maintenance: L80 B10=50,000 h / SDCM >3

Driver	Version	Optics	LED	K	CRI	lm delivered up to:	Efficacy up to:	Finishes
X Not included	**CR02**	**A** 10° Very narrow	**HW**	2700	>90	727 lm	80 lm/W	**8C**
Constant voltage (Vdc)		**B** 16° Narrow	**HQ**	3000	>90	782 lm	90 lm/W	**8D**
		E 24° Medium	**HN**	4000	>90	845 lm	95 lm/W	**8F**
		H 35° Wide						**48**
		M 34°x60° Elliptical						**8E**
		N 60°x34° Elliptical						**9M**
								9N
								9P

12 W **POWER LED** — Lumen maintenance: L80 B10=50,000 h / SDCM >3

Driver	Version	Optics	LED	K	CRI	lm delivered up to:	Efficacy up to:	Finishes
X Not included	**CR03**	**A** 10° Very narrow	**HW**	2700	>90	952 lm	80 lm/W	**8C**
Constant voltage (Vdc)		**B** 16° Narrow	**HQ**	3000	>90	1024 lm	90 lm/W	**8D**
		E 24° Medium	**HN**	4000	>90	1106 lm	95 lm/W	**48**
		H 35° Wide						**9M**
		M 34°x60° Elliptical						**9N**
		N 60°x34° Elliptical						**9P**

6 W **Warm Dimming COB LED** — Lumen maintenance: L70 B10=50,000 h / SDCM >3

Driver	Version	Optics	LED	K	CRI	lm delivered up to:	Efficacy up to:	Finishes
X Not included	**CR0D**	**E** 22° Medium	**DT**	1800-3000	>90	445 lm	63 lm/W	**8C**
Constant current (mA)		**H** 34° Wide						**8D**
								8F
								48
								8E
								9M
								9N
								9P

Ø 45 mm | Accessories

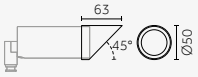

Description	Code	Finishes
Ø 45 mm Snoot 45°/ Ø 45 mm Snoot 45°	**0.27404.00**	**8D**

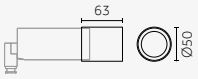

Description	Code	Finishes
Ø 45 mm Snoot/ Ø 45 mm Snoot	**0.27405.00**	**8D**

Ø 60 mm | Accessories

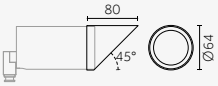

Description	Code	Finishes
Ø 60 mm Snoot 45°/ Ø 60 mm Snoot 45°	**0.27406.00**	**8D**

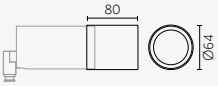

Description	Code	Finishes
Ø 60 mm Snoot/ Ø 60 mm Snoot	**0.27407.00**	**8D**

Ø 45 mm | Ø 60 mm | Accessories

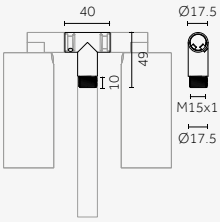

Description	Code	Finishes
Double head for spike/ Testa doppia per picchetto	0.27402.00	8D

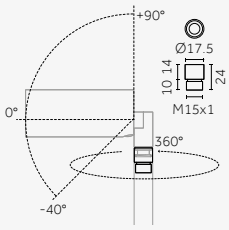

Description	Code	Finishes
Single head for spike mounting, with 310° rotation/ Testa singola per picchetto, con rotazione di 310°	0.27434.00	8D

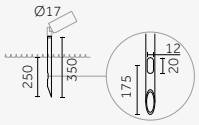

Description	Code	Finishes
Spike 350 mm/ Picchetto 350 mm	0.27411.00	8D

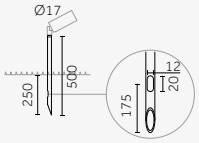

Description	Code	Finishes
Spike 500 mm/ Picchetto 500 mm	0.27412.00	8D

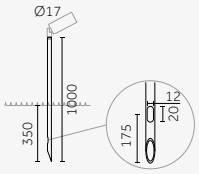

Description	Code	Finishes
Spike 1000 mm/ Picchetto 1000 mm	0.27413.00	8D

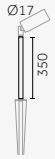

Description	Code	Finishes
Pole 350 mm/ Tubolare 350 mm	0.27420.00	8D

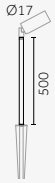

Description	Code	Finishes
Pole 500 mm/ Tubolare 500 mm	0.27421.00	8D

Description	Code	Finishes
Pole 1000mm/ Tubolare1000mm	0.27422.00	8D

Description	Code
Antirotation spike/ Picchetto antirotazione	0.27414.0000

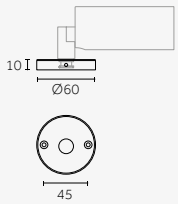

Description	Code	Finishes
Base/ Base	0.27410.00	8C 8D 8F 48 8E 9M 9N 9P

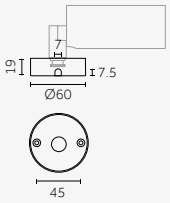

Description	Code	Finishes
Base with side cable entry/ Base con entrata cavo laterale	0.27415.00	8C 8D 8F 48 8E 9M 9N 9P

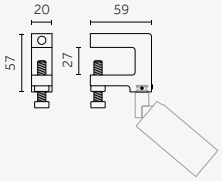

Description	Code	Finishes
Beam clamp/ Clamp per travi	0.27403.00	8D

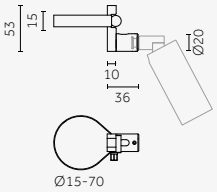

Description	Code	Finishes
Tube clamp/ Clamp per tubi	0.27401.00	8D

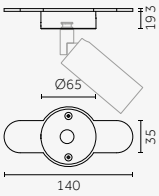

Description	Code	Finishes
Tree strap/ Fascia per rami	0.27417.00	8D

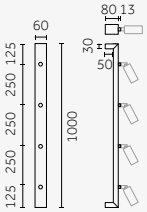

Description	Code	Finishes
Metal bar for cluster fixing (4X)/ Barra metallica per fissaggio in cluster (4X) *Special finish/ Finitura speciale	0.27418.00	8D

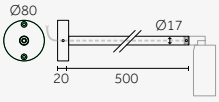

Description	Code	Finishes
Wall-mounting arm with a base plate prepared for wiring and rear cable entry/ Braccio per fissaggio a parete con basetta predisposta per il cablaggio e ingresso posteriore	0.27455.00	8D

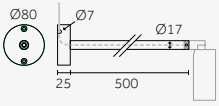

Description	Code	Finishes
Wall-mounting arm with a base plate prepared for wiring and side cable entry/ Braccio per fissaggio a parete con basetta predisposta per il cablaggio e ingresso laterale	0.27456.00	8D

Internal accessories

EN Internal accessories are pre-mounted at the factory.
To specify Yori IP66 with an internal accessory:
- choose your product;
- choose one internal accessory;
- add the accessory code to the end of the product code.

IT Gli accessori interni sono integrati nel prodotto.
Per ordinare Yori IP66 con un accessorio interno:
- scegli il tuo prodotto;
- scegli un accessorio interno;
- aggiungi il codice accessorio alla fine del codice prodotto.

Examples:	Product code:	Accessory code:	Product with accessory:
	X.BR00A.HW8D	.20K (Selective filter 2700-2000 K)	X.BR00A.HW8D.20K
	X.BR00A.HW8D	.S (Spread lens)	X.BR00A.HW8D.S

Ø 45 mm | Ø 60 mm | Internal accessories

Selective and colored filters/ Filtri selettivi e colorati

Description	Code
Selective filter 2700-2000 K/ Filtro selettivo 2700-2000 K	.20K
Selective filter 2700-2200K/ Filtro selettivo 2700-2200K	.22K
Selective filter 2700-2500 K/ Filtro selettivo 2700-2500 K	.25K
Selective filter 3000-3500 K/ Filtro selettivo 3000-3500 K	.35K

Description	Code
Colored glass filter red/ Filtro colorato rosso	.4A*
*(On request)/ *(Su richiesta)	
Colored glass filter blue/ Filtro colorato blu	.6A*
*(On request)/ *(Su richiesta)	

Lens and accessories/ Lenti e accessori

Description	Code
Spread lens/ Lente diffondente	.S

Description	Code
Honeycomb/ Griglia alveolare	.H

Description	Code
Antiglare/ Antiglare	.A
Available only for Ø60mm/ Disponibile solo per Ø60mm	

Electrical devices

Ø45 mm | Electrical devices

Driver/ Alimentazioni

3 W **POWER LED**

Type	Code	Watt	Size (mm)	IP	Tech. specification / Input	Output	Connectable fixtures	Cable length max	Cable section
On/Off	**0.30524.0000**	14 W	52 × 49 × 28	67	220-240 Vac / 50/60 Hz	24 Vdc	Max: 3	See table: p. 57	See table: p. 57
On/Off	**0.30525.0000**	60 W	290 × 30 × 21	67	220-240 Vac / 0/0/50/60 Hz	24 Vdc	Max: 16	See table: p. 57	See table: p. 57
On/Off	**0.30534.0000**	100 W	320 × 30 × 21	67	220-240 Vac / 0/0/50/60 Hz	24 Vdc	Max: 27	See table: p. 57	See table: p. 57
On/Off	**0.30526.0000**	160 W	350 × 30 × 2	67	220-240 Vac / 0/0/50/60 Hz	24 Vdc	Max: 45	See table: p. 57	See table: p. 57
DALI	**D.30524.0000**	30 W	250 × 30 × 21	67	220-240 Vac / 0/50/60 Hz	24 Vdc	Max: 8	See table: p. 57	See table: p. 57
DALI	**D.30525.0000**	60 W	290 × 30 × 21	67	220-240 Vac / 0/50/60 Hz	24 Vdc	Max: 17	See table: p. 57	See table: p. 57
DALI	**D.30534.0000**	100 W	320 × 30 × 21	67	220-240 Vac / 0/50/60 Hz	24 Vdc	Max: 27	See table: p. 57	See table: p. 57
DALI	**D.30526.0000**	160 W	350 × 30 × 21	67	220-240 Vac / 0/50/60 Hz	24 Vdc	Max: 45	See table: p. 57	See table: p. 57

4,5 W **POWER LED**

Type	Code	Watt	Size (mm)	IP	Tech. specification / Input	Output	Connectable fixtures	Cable length max	Cable section
On/Off	**0.30524.0000**	14 W	52 × 49 × 28	67	220-240 Vac / 50/60 Hz	24 Vdc	Max: 2	See table: p. 57	See table: p. 57
On/Off	**0.30525.0000**	60 W	225 × 66 × 51	67	220-240 Vac / 0/50/60 Hz	24 Vdc	Max: 11	See table: p. 57	See table: p. 57
On/Off	**0.30534.0000**	100 W	320 × 30 × 21	67	220-240 Vac / 0/0/50/60 Hz	24 Vdc	Max: 18	See table: p. 57	See table: p. 57
On/Off	**0.30526.0000**	160 W	225 × 66 × 51	67	220-240 Vac / 0/50/60 Hz	24 Vdc	Max: 30	See table: p. 57	See table: p. 57
DALI	**D.30524.0000**	30 W	250 × 30 × 21	67	220-240 Vac / 0/50/60 Hz	24 Vdc	Max: 5	See table: p. 57	See table: p. 57
DALI	**D.30525.0000**	60 W	290 × 30 × 21	67	220-240 Vac / 0/50/60 Hz	24 Vdc	Max: 11	See table: p. 57	See table: p. 57
DALI	**D.30534.0000**	100 W	320 × 30 × 21	67	220-240 Vac / 0/50/60 Hz	24 Vdc	Max: 18	See table: p. 57	See table: p. 57
DALI	**D.30526.0000**	160 W	350 × 30 × 21	67	220-240 Vac / 0/50/60 Hz	24 Vdc	Max: 30	See table: p. 57	See table: p. 57

Dimmer 0-10V/ Dimmer 0-10V

3 W **POWER LED**

Type	Code	Watt	Size (mm)	IP	Tech. specification / Input	Output	Connectable fixtures	Cable length max	Cable section
Dimm 1-10V	**Y.30826.0-10**	150 W	155 × 35 × 15	20	24 Vdc	24 Vdc	Max: 40	See table: p. 57	See table: p. 57

4,5 W **POWER LED**

Type	Code	Watt	Size (mm)	IP	Tech. specification / Input	Output	Connectable fixtures	Cable length max	Cable section
Dimm 1-10V	**Y.30826.0-10**	150 W	155 × 35 × 15	20	24 Vdc	24 Vdc	Max: 28	See table: p. 57	See table: p. 57

Ø60 mm | Electrical devices

**Driver/
Alimentazioni**

4,5 W **POWER LED**

Type	Code	Watt	Size (mm)	IP	Tech. specification / Input	Output	Connectable fixtures	Cable length max	Cable section
On/Off	**0.30524.0000**	14 W	52 49 28	67	220-240 Vac / 50/60 Hz	24 Vdc	Max: 2	See table: p. 57	See table: p. 57
On/Off	**0.30525.0000**	60 W	225 66 51	67	220-240 Vac / 0/50/60 Hz	24 Vdc	Max: 11	See table: p. 57	See table: p. 57
On/Off	**0.30534.0000**	100 W	320 30 21	67	220-240 Vac / 0/0/50/60 Hz	24 Vdc	Max: 18	See table: p. 57	See table: p. 57
On/Off	**0.30526.0000**	160 W	155 35 51	67	220-240 Vac / 0/50/60 Hz	24 Vdc	Max: 30	See table: p. 57	See table: p. 57
DALI	**D.30524.0000**	30 W	250 30 21	67	220-240 Vac / 0/50/60 Hz	24 Vdc	Max: 5	See table: p. 57	See table: p. 57
DALI	**D.30525.0000**	60 W	290 30 21	67	220-240 Vac / 0/50/60 Hz	24 Vdc	Max: 11	See table: p. 57	See table: p. 57
DALI	**D.30534.0000**	100 W	320 30 21	67	220-240 Vac / 0/50/60 Hz	24 Vdc	Max: 18	See table: p. 57	See table: p. 57
DALI	**D.30526.0000**	160 W	350 30 21	67	220-240 Vac / 0/50/60 Hz	24 Vdc	Max: 30	See table: p. 57	See table: p. 57

9 W **POWER LED**

Type	Code	Watt	Size (mm)	IP	Tech. specification / Input	Output	Connectable fixtures	Cable length max	Cable section
On/Off	**0.30524.0000**	14 W	52 49 28	67	220-240 Vac / 50/60 Hz	24 Vdc	Max: 1	See table: p. 57	See table: p. 57
On/Off	**0.30525.0000**	60 W	225 66 51	67	220-240 Vac / 0/50/60 Hz	24 Vdc	Max: 5	See table: p. 57	See table: p. 57
On/Off	**0.30534.0000**	100 W	320 30 21	67	220-240 Vac / 0/0/50/60 Hz	24 Vdc	Max: 9	See table: p. 57	See table: p. 57
On/Off	**0.30526.0000**	160 W	155 35 51	67	220-240 Vac / 0/50/60 Hz	24 Vdc	Max: 15	See table: p. 57	See table: p. 57
DALI	**D.30524.0000**	30 W	250 30 21	67	220-240 Vac / 0/50/60 Hz	24 Vdc	Max: 2	See table: p. 57	See table: p. 57
DALI	**D.30525.0000**	60 W	290 30 21	67	220-240 Vac / 0/50/60 Hz	24 Vdc	Max: 5	See table: p. 57	See table: p. 57
DALI	**D.30534.0000**	100 W	320 30 21	67	220-240 Vac / 0/50/60 Hz	24 Vdc	Max: 9	See table: p. 57	See table: p. 57
DALI	**D.30526.0000**	160 W	350 30 21	67	220-240 Vac / 0/50/60 Hz	24 Vdc	Max: 14	See table: p. 57	See table: p. 57

12 W **POWER LED**

Type	Code	Watt	Size (mm)	IP	Tech. specification / Input	Output	Connectable fixtures	Cable length max	Cable section
On/Off	**0.30524.0000**	14 W	52 49 28	67	220-240 Vac / 50/60 Hz	24 Vdc	Max: 1	See table: p. 57	See table: p. 57
On/Off	**0.30525.0000**	60 W	225 66 51	67	220-240 Vac / 0/50/60 Hz	24 Vdc	Max: 4	See table: p. 57	See table: p. 57
On/Off	**0.30534.0000**	100 W	320 30 21	67	220-240 Vac / 0/0/50/60 Hz	24 Vdc	Max: 7	See table: p. 57	See table: p. 57
On/Off	**0.30526.0000**	160 W	155 35 51	67	220-240 Vac / 0/50/60 Hz	24 Vdc	Max: 11	See table: p. 57	See table: p. 57
DALI	**D.30524.0000**	30 W	250 30 21	67	220-240 Vac / 0/50/60 Hz	24 Vdc	Max: 2	See table: p. 57	See table: p. 57
DALI	**D.30525.0000**	60 W	290 30 21	67	220-240 Vac / 0/50/60 Hz	24 Vdc	Max: 4	See table: p. 57	See table: p. 57
DALI	**D.30534.0000**	100 W	320 30 21	67	220-240 Vac / 0/50/60 Hz	24 Vdc	Max: 7	See table: p. 57	See table: p. 57
DALI	**D.30526.0000**	160 W	350 30 21	67	220-240 Vac / 0/50/60 Hz	24 Vdc	Max: 11	See table: p. 57	See table: p. 57

6 W **Warm Dimming COB LED**

Type	Code	Watt	Size (mm)	IP	Tech. specification / Input	Output	Connectable fixtures	Cable length max	Cable section
DALI	**D.30527.0000**	15 W	122 54 26	68	110-240V / 0/50/60 Hz	350 mA	Max: 2	See table: p. 57	See table: p. 57

Ø60 mm | Electrical devices

Dimmer 0-10V/
Dimmer 0-10V

4,5 W **POWER LED**

Type	Code	Watt	Size (mm)	IP	Tech. specification / Input	Output	Connectable fixtures	Cable length max	Cable section
Dimm 1-10V	**Y.30826.0-10**	150 W		20	24 Vdc	24 Vdc	Max: 28	See table: p. 57	See table: p. 57

9 W **POWER LED**

Type	Code	Watt	Size (mm)	IP	Tech. specification / Input	Output	Connectable fixtures	Cable length max	Cable section
Dimm 1-10V	**Y.30826.0-10**	150 W		20	24 Vdc	24 Vdc	Max: 14	See table: p. 57	See table: p. 57

12 W **POWER LED**

Type	Code	Watt	Size (mm)	IP	Tech. specification / Input	Output	Connectable fixtures	Cable length max	Cable section
Dimm 1-10V	**Y.30826.0-10**	150 W		20	24 Vdc	24 Vdc	Max: 10	See table: p. 57	See table: p. 57

Ø 45 mm | Ø 60 mm | Cables and connectors

	Description	Code
5 m	Cable 0,5 mmq 5 m/ Cavo 0,5 mmq 5 m	0.27450.0000
10 m	Cable 0,5 mmq 10 m/ Cavo 0,5 mmq 10 m	0.27451.0000
15 m	Cable 0,5 mmq 15 m/ Cavo 0,5 mmq 15 m	0.27452.0000
20 m	Cable 0,5 mmq 20 m/ Cavo 0,5 mmq 20 m	0.27453.0000
25 m	Cable 0,5 mmq 25 m/ Cavo 0,5 mmq 25 m	0.27454.0000

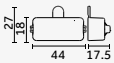

Description	Code
Cable connector 0,5 mmq (2 way)/ Connettore per cavo 0,5 mmq (2 vie)	0.27440.0000

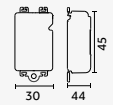

Description	Code
Cable connector 0,5 mmq (3 way) T/ Connettore per cavo 0,5 mmq (3 vie) T	0.27441.0000

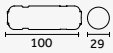

Description	Code
Cable connector 2,5 mmq (2way)/ Connettore per cavo 2,5 mmq (2 vie)	0.27430.0000

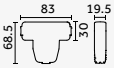

Description	Code
Cable connector 2,5 mmq (3 way) T/ Connettore per cavo 2,5 mmq (3 vie) T	0.27431.0000

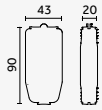

Description	Code
Cable connector 2,5 mmq (3 way) Y/ Connettore per cavo 2,5 mmq (3 vie) Y	0.27432.0000

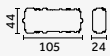

Description	Code
Cable connector 2,5 mmq (4 way)/ Connettore per cavo 2,5 mmq (4 vie)	0.27433.0000

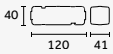

Description	Code
Cable connector 4 mmq (2 way)/ Connettore per cavo 4 mmq (2 vie)	0.27447.0000

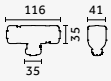

Description	Code
Cable connector 4mmq (3way) T/ Connettore per cavo 4 mmq (3 vie) T	0.27448.0000

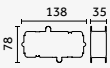

Description	Code
Cable connector 4mmq (4 way)/ Connettore per cavo 4 mmq (4 vie)	0.27449.0000

Wiring examples

Loop in loop out/
Loop in loop out/

Code Driver	Watt	Cable section	Cable length max
0.30524.0000	14 W	0,5 mmq	15 m
		1,5 mmq	35 m
		2,5 mmq	50 m
		4 mmq	100 m
0.30525.0000	60 W	0,5 mmq	5 m
		1,5 mmq	10 m
		2,5 mmq	20 m
		4 mmq	40 m
0.30534.0000	100 W	0,5 mmq	5 m
		1,5 mmq	10 m
		2,5 mmq	20 m
		4 mmq	40 m
0.30526.0000	160 W	0,5 mmq	—
		1,5 mmq	5 m
		2,5 mmq	7,5 m
		4 mmq	17,5 m

Code Dimmer	Watt	Cable section	Cable length max
D.30524.0000	30 W	0,5 mmq	15 m
		1,5 mmq	35 m
		2,5 mmq	50 m
		4 mmq	100 m
D.30525.0000	60 W	0,5 mmq	5 m
		1,5 mmq	10 m
		2,5 mmq	20 m
		4 mmq	40 m
D.30534.0000	100 W	0,5 mmq	5 m
		1,5 mmq	10 m
		2,5 mmq	20 m
		4 mmq	40 m
D.30526.0000	160 W	0,5 mmq	—
		1,5 mmq	5 m
		2,5 mmq	7,5 m
		4 mmq	17,5 m

Notes:
Recommended cable section in relation to the voltage drop/
Sezione del cavo consigliata in rapporto alla caduta di tensione

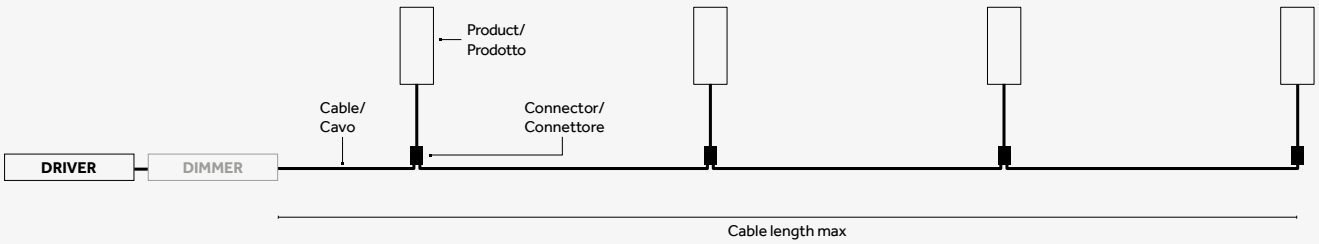

With central driver/
Con driver centrale/

Total product consumption (Watt)

	Yori IP66 Ø45mm		Yori IP66 Ø60mm		
Cable section	**3 W**	**4,5 W**	**4,5 W**	**9 W**	**12 W**
0,5 mmq	Max 60 m	Max 40 m	Max 40 m	Max 25 m	Max 15 m
1,5 mmq	Max 160 m	Max 110 m	Max 110 m	Max 70 m	Max 50 m
2,5 mmq	Max 500 m	Max 325 m	Max 325 m	Max 200 m	Max 125 m
4 mmq	Max 750 m	Max 550 m	Max 550 m	Max 325 m	Max 200 m

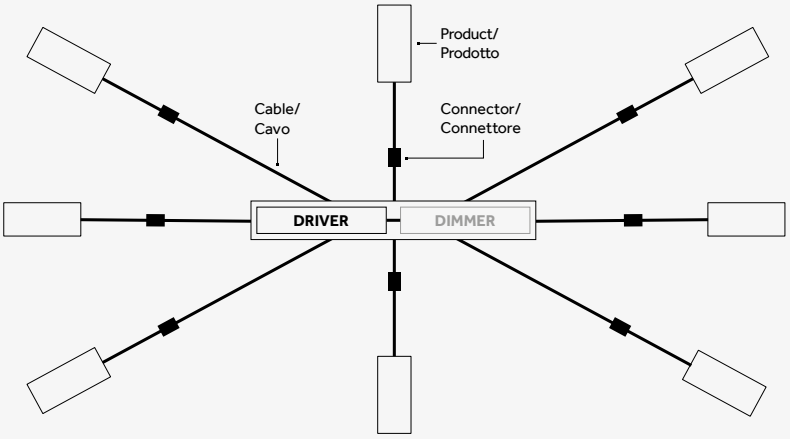

Yori IP66 Surface/Pendant

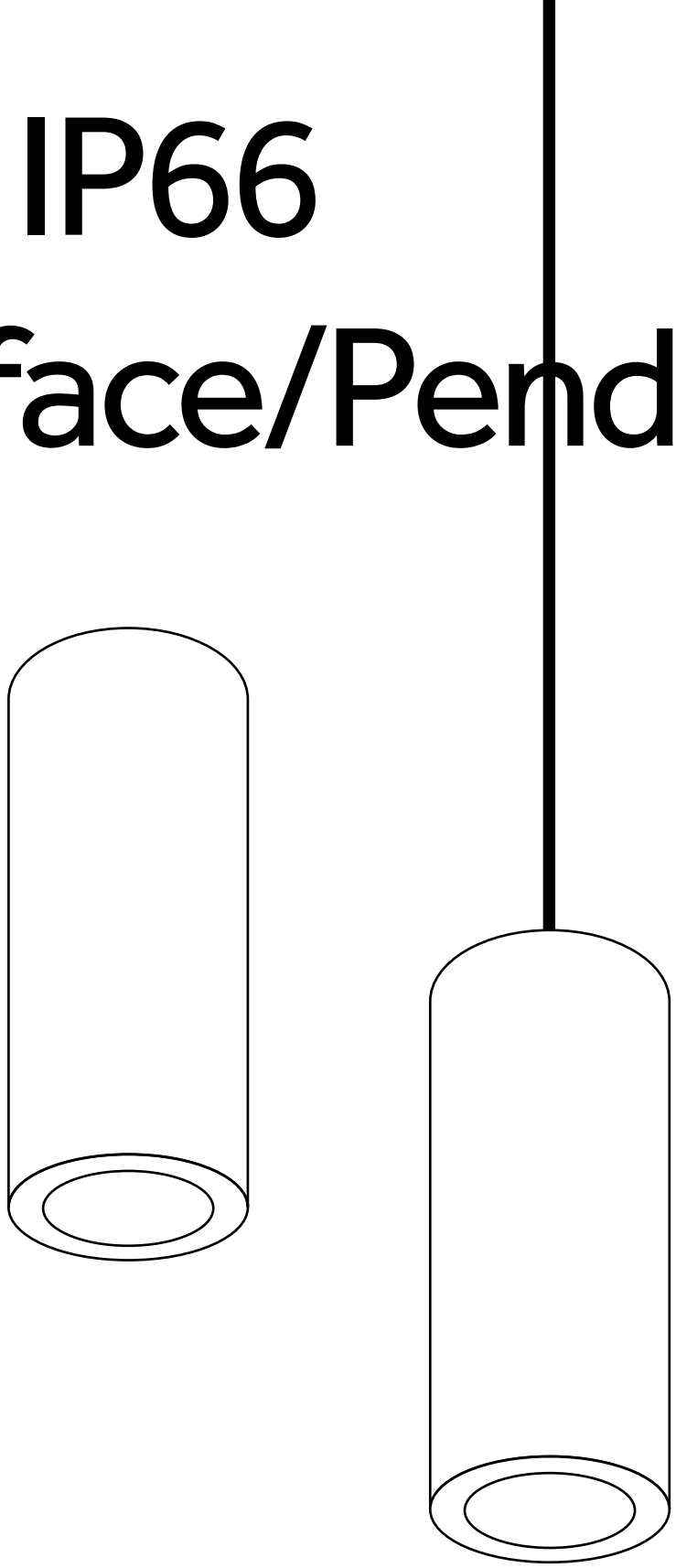

EN Yori IP66 Surface/Pendant is the outdoor version of the standard indoor Yori Surface/Pendant. With a large selection of finishes and excellent performances, it's the ideal solution for high-end exterior projects. Its wide range of optics and color temperatures (CRI>90) guarantees total consistency between interior and exterior spaces.

IT Yori IP66 Surface/Pendant è la versione per esterni della gamma Yori.
Con eccellenti prestazioni illuminotecniche e un'incredibile varietà di finiture è la soluzione ideale per aree esterne high-end. L'ampia gamma di ottiche e temperature di colore (CRI>90) garantiscono totale coerenza tra gli ambienti (interni/esterni).

Versions/ Versioni	
Yori IP66 Surface/Pendant	**Ø45** **Ø60**
Finishes/ Finiture If not specified, the product is made of aluminium/ Se non specificato, il prodotto è in alluminio	**8C** Raw anodized/ Anodizzato naturale **48** Matte white/ Bianco opaco **8D** Black anodized/ Anodizzato nero **8F** Antiqued bronze (solid brass)/ Bronzo anticato (ottone massiccio) **8E** Stainless steel (AISI 316)/ Acciaio inox (AISI 316) **9M** Antiqued bronze/ Bronzo anticato **9N** Olive green/ Verde oliva **9P** Corten/ Corten
Finishes upon request (minimum quantity required)/ Finiture su richiesta (quantitativo minimo richiesto)	Copper/ Rame Champagne anodized/ Anodizzato champagne Titanium/ Titanio
IP / IK	**66 / 07**
Control systems	**On/Off; DALI; 1-10V**
Insulation class	III
Certifications	CE UK CA

Yori IP66 Surface/Pendant

	Ø 45 mm	Ø 60 mm
Yori IP66 Surface / Pendant	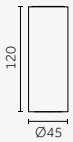 p.68	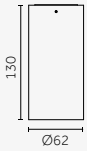 p.68-69
△	10°; 12°; 27°; 32°; 15°x65°; 65°x15°	10°; 16°; 24°; 35°; 34°x60°; 60°x34°
Light source/ Sorgente luminosa	**POWER LED** 3 W; 4,5 W 200 lm - 327 lm L80 B10=50,000 h 2700 K; 3000 K; 4000 K SDCM <3 CRI >90	**POWER LED** 4,5 W; 9 W; 12 W 397 lm - 1106 lm L80 B10=50,000 h 2700 K; 3000 K; 4000 K SDCM <3 CRI >90 **Warm Dimming COB LED** 6 W 445 lm L70 B10=50,000 h 1800 K - 3000 K SDCM <3 CRI >90

Make it pendant

EN Transform Yori Surface in a suspension thanks to the pendant accessories. Available for both versions, Ø45 and Ø60mm in all finishes. *The (Ø60) stainless steel version features a steel support cable to ensure maximum stability.

IT Trasforma Yori Surface in una sospensione grazie agli appositi accessori di pendinamento, disponibili sia per la versione Ø45 che Ø60 e nell'intera gamma di finiture. *La versione in acciaio inox (Ø60) presenta un cavo di supporto in acciaio per garantire totale stabilità.

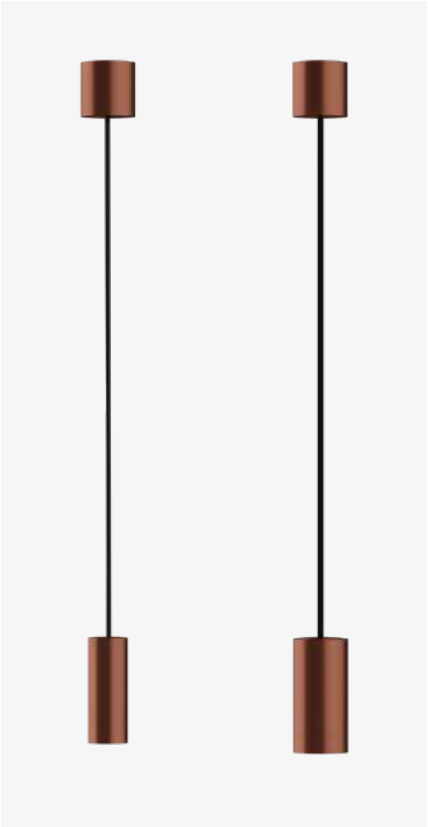

EN Yori Surface Ø45 with pendant accessory
IT Yori Surface Ø45 con accessorio pendant

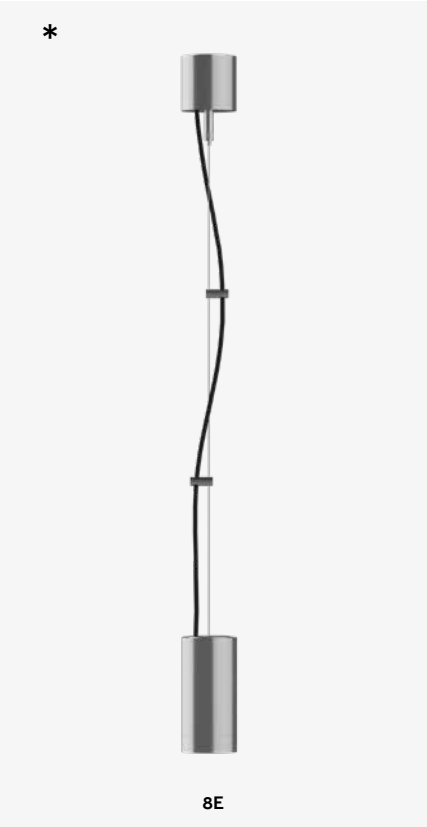

EN Pendant base with stainless steel (AISI 316) support cable for Yori Surface
IT Rosone con cavo metallico di sostegno per Yori Surface in acciaio inox (AISI 316)



EN Rod fixing on request
IT Tige di fissaggio su richiesta

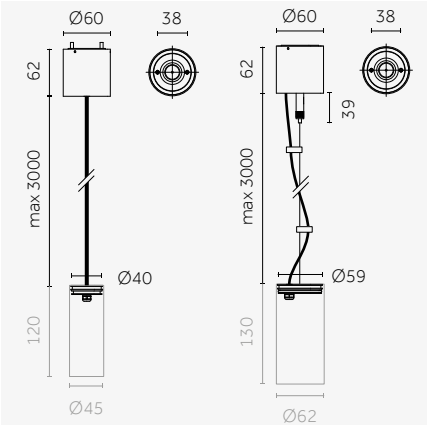

EN Pendant base standard
IT Rosone standard

EN Dettaglio su attacco cavo di sostegno
IT Detail on the steel cable connection

EN Accessory with rigid rodfor sloped ceilings, available upon request
IT Accessorio con tige rigida per soffitti inclinati, disponibile su richiesta

Ø45mm



8C 48 8D 8E 9M 9N 9P

Finishes: upon request/
Finiture: su richiesta

- **8C** Raw anodized/ Anodizzato naturale
- **48** Matte white/ Bianco opaco
- **8D** Black anodized/ Anodizzato nero
- **8E** Stainless steel (AISI 316)/ Acciaio inox (AISI 316)
- **9M** Antiqued bronze/ Bronzo anticato
- **9N** Olive green/ Verde oliva
- **9P** Corten/ Corten
- Copper/ Rame
- Champagne anodized/ Anodizzato champagne
- Titanium/ Titanio

EN If not specified, accessories are made of aluminium
IT Se non specificato, gli accessori sono in alluminio

Ø60mm



8C 48 8D 9M 9N 9P 8E

Finishes: upon request/
Finiture: su richiesta

- **8C** Raw anodized/ Anodizzato naturale
- **48** Matte white/ Bianco opaco
- **8D** Black anodized/ Anodizzato nero
- **8E** Stainless steel (AISI 316)/ Acciaio inox (AISI 316)
- **9M** Antiqued bronze/ Bronzo anticato
- **9N** Olive green/ Verde oliva
- **9P** Corten/ Corten
- Copper/ Rame
- Champagne anodized/ Anodizzato champagne
- Titanium/ Titanio

EN If not specified, accessories are made of aluminium
IT Se non specificato, gli accessori sono in alluminio

Ø 45 mm

Risk 1 | 0.42 | (8F) 1.18 | IP66 | IK07 | 850°

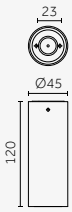

Code example:
X . GR00 A . HW 8C

Finishes: p. 95-97
Electrical devices: p. 72
Photometric data:
www.reggiani.net

3 W **POWER LED** — Lumen maintenance: L80 B10=50,000 h / SDCM >3

Driver	Version	Optics	LED	K	CRI	lm delivered up to:	Efficacy up to:	Finishes
X Not included	**GR00**	**A** 10° Very narrow	**HW**	2700	>90	200 lm	70 lm/W	**8C**
Constant voltage (Vdc)		**B** 12° Narrow	**HQ**	3000	>90	215 lm	75 lm/W	**8D**
		E 27° Medium	**HN**	4000	>90	244 lm	85 lm/W	**8F**
		H 32° Wide						**48**
		M 15°x65° Elliptical						**8E**
								9M
								9N
								9P

4,5 W **POWER LED** — Lumen maintenance: L80 B10=50,000 h / SDCM >3

Driver	Version	Optics	LED	K	CRI	lm delivered up to:	Efficacy up to:	Finishes
X Not included	**GR01**	**B** 12° Narrow	**HW**	2700	>90	304 lm	70 lm/W	**8C**
Constant voltage (Vdc)		**E** 27° Medium	**HQ**	3000	>90	327 lm	75 lm/W	**8D**
		H 32° Wide	**HN**	4000	>90	327 lm	75 lm/W	**8F**
		M 15°x65° Elliptical						**48**
								8E
								9M
								9N
								9P

Ø 60 mm

Risk 1 | 0.63 | (8F) 1.77 | IP66 | IK07 | 850°

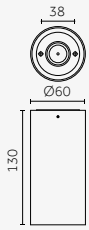

Code example:
X . FR01 A . HW 8C

Finishes: p. 95-97
Electrical devices: p. 73-74
Photometric data:
www.reggiani.net

4,5 W **POWER LED** — Lumen maintenance: L80 B10=50,000 h / SDCM >3

Driver	Version	Optics	LED	K	CRI	lm delivered up to:	Efficacy up to:	Finishes
X Not included	**FR01**	**A** 10° Very narrow	**HW**	2700	>90	397 lm	95 lm/W	**8C**
Constant voltage (Vdc)		**B** 16° Narrow	**HQ**	3000	>90	427 lm	100 lm/W	**8D**
		E 24° Medium	**HN**	4000	>90	461 lm	110 lm/W	**8F**
		H 35° Wide						**48**
		M 34°x60° Elliptical						**8E**
								9M
								9N
								9P

9 W **POWER LED** — Lumen maintenance: L80 B10=50,000 h / SDCM >3

Driver	Version	Optics	LED	K	CRI	lm delivered up to:	Efficacy up to:	Finishes
X Not included	**FR02**	**A** 10° Very narrow	**HW**	2700	>90	727 lm	80 lm/W	**8C**
Constant voltage (Vdc)		**B** 16° Narrow	**HQ**	3000	>90	782 lm	90 lm/W	**8D**
		E 24° Medium	**HN**	4000	>90	845 lm	95 lm/W	**8F**
		H 35° Wide						**48**
		M 34°x60° Elliptical						**8E**
								9M
								9N
								9P

12 W **POWER LED** — Lumen maintenance: L80 B10=50,000 h / SDCM >3

Driver	Version	Optics	LED	K	CRI	lm delivered up to:	Efficacy up to:	Finishes
X Not included	**FR03**	**A** 10° Very narrow	**HW**	2700	>90	952 lm	80 lm/W	**8C**
Constant voltage (Vdc)		**B** 16° Narrow	**HQ**	3000	>90	1024 lm	90 lm/W	**8D**
		E 24° Medium	**HN**	4000	>90	1106 lm	95 lm/W	**48**
		H 35° Wide						**9M**
		M 34°x60° Elliptical						**9N**
								9P

6 W **Warm Dimming COB LED** — Lumen maintenance: L70 B10=50,000 h / SDCM >3

Driver	Version	Optics	LED	K	CRI	lm delivered up to:	Efficacy up to:	Finishes
X Not included	**FR0D**	**E** 22° Medium	**DT**	1800-3000	>90	445 lm	63 lm/W	**8C**
Constant current (mA)		**H** 34° Wide						**8D**
								8F
								48
								8E
								9M
								9N
								9P

Ø 45 mm | Accessories

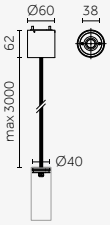

Description	Code	Finishes
Pendant accessories/ Accessorio pendant *Special finishes/ Finiture speciali	**0.27416.00**	**8C** **8D** **48** **8E** **9M** **9N** **9P** **9P**

Ø 60 mm | Accessories

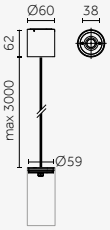

Description	Code	Finishes
Pendant accessories/ Accessorio pendant *Special finishes/ Finiture speciali	**0.27424.00**	**8C** **8D** **48** **9M** **9N** **9P**

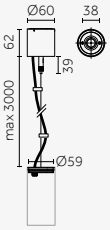

Description	Code	Finishes
Pendant accessories with steel cable/ Accessorio Pendant con cavo in acciaio *Special finishes/ Finiture speciali	**0.27425.00**	**8E**

Internal accessories

EN Internal accessories are pre-mounted at the factory.
To specify Yori IP66 Surface/Pendant with an internal accessory:
- choose your product;
- choose one internal accessory;
- add the accessory code to the end of the product code.

IT Gli accessori interni sono integrati nel prodotto.
Per ordinare Yori IP66 Surface/Pendant con un accessorio interno:
- scegli il tuo prodotto;
- scegli un accessorio interno;
- aggiungi il codice accessorio alla fine del codice prodotto.

Examples:	Product code:	Accessory code:	Product with accessory:
	X.GR00A.HW8D	.20K (Selective filter 2700-2000 K)	X.GR00A.HW8D.20K
	X.GR00A.HW8D	.S (Spread lens)	X.GR00A.HW8D.S

Ø 45 mm | Ø 60 mm | Internal accessories

Selective and colored filters/ Filtri selettivi e colorati

Description	Code
Selective filter 2700-2000 K/ Filtro selettivo 2700-2000 K	.20K
Selective filter 2700-2200K/ Filtro selettivo 2700-2200K	.22K
Selective filter 2700-2500 K/ Filtro selettivo 2700-2500 K	.25K
Selective filter 3000-3500 K/ Filtro selettivo 3000-3500 K	.35K

Description	Code
Colored glass filter red/ Filtro colorato rosso	.4A*
*(On request)/ *(Su richiesta)	
Colored glass filter blue/ Filtro colorato blu	.6A*
*(On request)/ *(Su richiesta)	

Lens and accessories/ Lenti e accessori

Description	Code
Spread lens/ Lente diffondente	.S

Description	Code
Honeycomb/ Griglia alveolare	.H

Description	Code
Antiglare/ Antiglare	.A
Available only for Ø60mm/ Disponibile solo per Ø60mm	

Electrical devices

Ø45 mm | Electrical devices

Driver/ Alimentazioni

3 W **POWER LED**

Type	Code	Watt	Size (mm)	IP	Tech. specification / Input	Output	Connectable fixtures	Cable length max	Cable section
On/Off	**0.30524.0000**	14 W	52 49 28	67	220-240 Vac / 50/60 Hz	24 Vdc	Max: 3	See table: p. 77	See table: p. 77
On/Off	**0.30525.0000**	60 W	290 30 21	67	220-240 Vac / 0/0/50/60 Hz	24 Vdc	Max: 16	See table: p. 77	See table: p. 77
On/Off	**0.30534.0000**	100 W	320 30 21	67	220-240 Vac / 0/0/50/60 Hz	24 Vdc	Max: 27	See table: p. 77	See table: p. 77
On/Off	**0.30526.0000**	160 W	350 30 2	67	220-240 Vac / 0/0/50/60 Hz	24 Vdc	Max: 45	See table: p. 77	See table: p. 77
DALI	**D.30524.0000**	30 W	250 30 21	67	220-240 Vac / 0/50/60 Hz	24 Vdc	Max: 8	See table: p. 77	See table: p. 77
DALI	**D.30525.0000**	60 W	290 30 21	67	220-240 Vac / 0/50/60 Hz	24 Vdc	Max: 17	See table: p. 77	See table: p. 77
DALI	**D.30534.0000**	100 W	320 30 21	67	220-240 Vac / 0/50/60 Hz	24 Vdc	Max: 27	See table: p. 77	See table: p. 77
DALI	**D.30526.0000**	160 W	350 30 21	67	220-240 Vac / 0/50/60 Hz	24 Vdc	Max: 45	See table: p. 77	See table: p. 77

4,5 W **POWER LED**

Type	Code	Watt	Size (mm)	IP	Tech. specification / Input	Output	Connectable fixtures	Cable length max	Cable section
On/Off	**0.30524.0000**	14 W	52 49 28	67	220-240 Vac / 50/60 Hz	24 Vdc	Max: 2	See table: p. 77	See table: p. 77
On/Off	**0.30525.0000**	60 W	225 66 51	67	220-240 Vac / 0/50/60 Hz	24 Vdc	Max: 11	See table: p. 77	See table: p. 77
On/Off	**0.30534.0000**	100 W	320 30 21	67	220-240 Vac / 0/0/50/60 Hz	24 Vdc	Max: 18	See table: p. 77	See table: p. 77
On/Off	**0.30526.0000**	160 W	225 66 51	67	220-240 Vac / 0/50/60 Hz	24 Vdc	Max: 30	See table: p. 77	See table: p. 77
DALI	**D.30524.0000**	30 W	250 30 21	67	220-240 Vac / 0/50/60 Hz	24 Vdc	Max: 5	See table: p. 77	See table: p. 77
DALI	**D.30525.0000**	60 W	290 30 21	67	220-240 Vac / 0/50/60 Hz	24 Vdc	Max: 11	See table: p. 77	See table: p. 77
DALI	**D.30534.0000**	100 W	320 30 21	67	220-240 Vac / 0/50/60 Hz	24 Vdc	Max: 18	See table: p. 77	See table: p. 77
DALI	**D.30526.0000**	160 W	350 30 21	67	220-240 Vac / 0/50/60 Hz	24 Vdc	Max: 30	See table: p. 77	See table: p. 77

Dimmer 0-10V/ Dimmer 0-10V

3 W **POWER LED**

Type	Code	Watt	Size (mm)	IP	Tech. specification / Input	Output	Connectable fixtures	Cable length max	Cable section
Dimm 1-10V	**Y.30826.0-10**	150 W	155 35 15	20	24 Vdc	24 Vdc	Max: 40	See table: p. 77	See table: p. 77

4,5 W **POWER LED**

Type	Code	Watt	Size (mm)	IP	Tech. specification / Input	Output	Connectable fixtures	Cable length max	Cable section
Dimm 1-10V	**Y.30826.0-10**	150 W	155 35 15	20	24 Vdc	24 Vdc	Max: 28	See table: p. 77	See table: p. 77

Ø60 mm | Electrical devices

**Driver/
Alimentazioni**

4,5 W **POWER LED**

Type	Code	Watt	Size (mm)	IP	Tech. specification / Input	Output	Connectable fixtures	Cable length max	Cable section
On/Off	**0.30524.0000**	14 W	52 49 28	67	220-240 Vac / 50/60 Hz	24 Vdc	Max: 2	See table: p. 77	See table: p. 77
On/Off	**0.30525.0000**	60 W	225 66 51	67	220-240 Vac / 0/50/60 Hz	24 Vdc	Max: 11	See table: p. 77	See table: p. 77
On/Off	**0.30534.0000**	100 W	320 30 21	67	220-240 Vac / 0/0/50/60 Hz	24 Vdc	Max: 18	See table: p. 77	See table: p. 77
On/Off	**0.30526.0000**	160 W	155 35 51	67	220-240 Vac / 0/50/60 Hz	24 Vdc	Max: 30	See table: p. 77	See table: p. 77
DALI	**D.30524.0000**	30 W	250 30 21	67	220-240 Vac / 0/50/60 Hz	24 Vdc	Max: 5	See table: p. 77	See table: p. 77
DALI	**D.30525.0000**	60 W	290 30 21	67	220-240 Vac / 0/50/60 Hz	24 Vdc	Max: 11	See table: p. 77	See table: p. 77
DALI	**D.30534.0000**	100 W	320 30 21	67	220-240 Vac / 0/50/60 Hz	24 Vdc	Max: 18	See table: p. 77	See table: p. 77
DALI	**D.30526.0000**	160 W	350 30 21	67	220-240 Vac / 0/50/60 Hz	24 Vdc	Max: 30	See table: p. 77	See table: p. 77

9 W **POWER LED**

Type	Code	Watt	Size (mm)	IP	Tech. specification / Input	Output	Connectable fixtures	Cable length max	Cable section
On/Off	**0.30524.0000**	14 W	52 49 28	67	220-240 Vac / 50/60 Hz	24 Vdc	Max: 1	See table: p. 77	See table: p. 77
On/Off	**0.30525.0000**	60 W	225 66 51	67	220-240 Vac / 0/50/60 Hz	24 Vdc	Max: 5	See table: p. 77	See table: p. 77
On/Off	**0.30534.0000**	100 W	320 30 21	67	220-240 Vac / 0/0/50/60 Hz	24 Vdc	Max: 9	See table: p. 77	See table: p. 77
On/Off	**0.30526.0000**	160 W	155 35 51	67	220-240 Vac / 0/50/60 Hz	24 Vdc	Max: 15	See table: p. 77	See table: p. 77
DALI	**D.30524.0000**	30 W	250 30 21	67	220-240 Vac / 0/50/60 Hz	24 Vdc	Max: 2	See table: p. 77	See table: p. 77
DALI	**D.30525.0000**	60 W	290 30 21	67	220-240 Vac / 0/50/60 Hz	24 Vdc	Max: 5	See table: p. 77	See table: p. 77
DALI	**D.30534.0000**	100 W	320 30 21	67	220-240 Vac / 0/50/60 Hz	24 Vdc	Max: 9	See table: p. 77	See table: p. 77
DALI	**D.30526.0000**	160 W	350 30 21	67	220-240 Vac / 0/50/60 Hz	24 Vdc	Max: 14	See table: p. 77	See table: p. 77

12 W **POWER LED**

Type	Code	Watt	Size (mm)	IP	Tech. specification / Input	Output	Connectable fixtures	Cable length max	Cable section
On/Off	**0.30524.0000**	14 W	52 49 28	67	220-240 Vac / 50/60 Hz	24 Vdc	Max: 1	See table: p. 77	See table: p. 77
On/Off	**0.30525.0000**	60 W	225 66 51	67	220-240 Vac / 0/50/60 Hz	24 Vdc	Max: 4	See table: p. 77	See table: p. 77
On/Off	**0.30534.0000**	100 W	320 30 21	67	220-240 Vac / 0/0/50/60 Hz	24 Vdc	Max: 7	See table: p. 77	See table: p. 77
On/Off	**0.30526.0000**	160 W	155 35 51	67	220-240 Vac / 0/50/60 Hz	24 Vdc	Max: 11	See table: p. 77	See table: p. 77
DALI	**D.30524.0000**	30 W	250 30 21	67	220-240 Vac / 0/50/60 Hz	24 Vdc	Max: 2	See table: p. 77	See table: p. 77
DALI	**D.30525.0000**	60 W	290 30 21	67	220-240 Vac / 0/50/60 Hz	24 Vdc	Max: 4	See table: p. 77	See table: p. 77
DALI	**D.30534.0000**	100 W	320 30 21	67	220-240 Vac / 0/50/60 Hz	24 Vdc	Max: 7	See table: p. 77	See table: p. 77
DALI	**D.30526.0000**	160 W	350 30 21	67	220-240 Vac / 0/50/60 Hz	24 Vdc	Max: 11	See table: p. 77	See table: p. 77

6 W **Warm Dimming COB LED**

Type	Code	Watt	Size (mm)	IP	Tech. specification / Input	Output	Connectable fixtures	Cable length max	Cable section
DALI	**D.30527.0000**	15 W	122 54 26	68	110-240V / 0/50/60 Hz	350 mA	Max: 2	See table: p. 77	See table: p. 77

Ø60 mm | Electrical devices

Dimmer 0-10V/
Dimmer 0-10V

4,5 W **POWER LED**

Type	Code	Watt	Size (mm)	IP	Tech. specification / Input	Output	Connectable fixtures	Cable length max	Cable section
Dimm 1-10V	**Y.30826.0-10**	150 W		20	24 Vdc	24 Vdc	Max: 28	See table: p. 77	See table: p. 77

9 W **POWER LED**

Type	Code	Watt	Size (mm)	IP	Tech. specification / Input	Output	Connectable fixtures	Cable length max	Cable section
Dimm 1-10V	**Y.30826.0-10**	150 W		20	24 Vdc	24 Vdc	Max: 14	See table: p. 77	See table: p. 77

12 W **POWER LED**

Type	Code	Watt	Size (mm)	IP	Tech. specification / Input	Output	Connectable fixtures	Cable length max	Cable section
Dimm 1-10V	**Y.30826.0-10**	150 W		20	24 Vdc	24 Vdc	Max: 10	See table: p. 77	See table: p. 77

Ø 45 mm | Ø 60 mm | Cables and connectors

	Description	Code
5 m	Cable 0,5 mmq 5 m/ Cavo 0,5 mmq 5 m	0.27450.0000
10 m	Cable 0,5 mmq 10 m/ Cavo 0,5 mmq 10 m	0.27451.0000
15 m	Cable 0,5 mmq 15 m/ Cavo 0,5 mmq 15 m	0.27452.0000
20 m	Cable 0,5 mmq 20 m/ Cavo 0,5 mmq 20 m	0.27453.0000
25 m	Cable 0,5 mmq 25 m/ Cavo 0,5 mmq 25 m	0.27454.0000

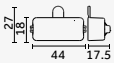

Description	Code
Cable connector 0,5 mmq (2 way)/ Connettore per cavo 0,5 mmq (2 vie)	0.27440.0000

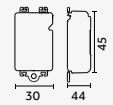

Description	Code
Cable connector 0,5 mmq (3 way) T/ Connettore per cavo 0,5 mmq (3 vie) T	0.27441.0000

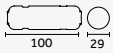

Description	Code
Cable connector 2,5 mmq (2way)/ Connettore per cavo 2,5 mmq (2 vie)	0.27430.0000

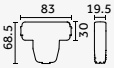

Description	Code
Cable connector 2,5 mmq (3 way) T/ Connettore per cavo 2,5 mmq (3 vie) T	0.27431.0000

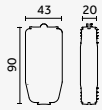

Description	Code
Cable connector 2,5 mmq (3 way) Y/ Connettore per cavo 2,5 mmq (3 vie) Y	0.27432.0000

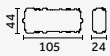

Description	Code
Cable connector 2,5 mmq (4 way)/ Connettore per cavo 2,5 mmq (4 vie)	0.27433.0000

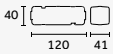

Description	Code
Cable connector 4 mmq (2 way)/ Connettore per cavo 4 mmq (2 vie)	0.27447.0000

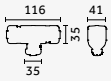

Description	Code
Cable connector 4 mmq (3way) T/ Connettore per cavo 4 mmq (3 vie) T	0.27448.0000

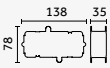

Description	Code
Cable connector 4mmq (4 way)/ Connettore per cavo 4 mmq (4 vie)	0.27449.0000

Wiring examples

Loop in loop out/
Loop in loop out/

Code Driver	Watt	Cable section	Cable length max
0.30524.0000	14 W	0,5 mmq	15 m
		1,5 mmq	35 m
		2,5 mmq	50 m
		4 mmq	100 m
0.30525.0000	60 W	0,5 mmq	5 m
		1,5 mmq	10 m
		2,5 mmq	20 m
		4 mmq	40 m
0.30534.0000	100 W	0,5 mmq	5 m
		1,5 mmq	10 m
		2,5 mmq	20 m
		4 mmq	40 m
0.30526.0000	160 W	0,5 mmq	—
		1,5 mmq	5 m
		2,5 mmq	7,5 m
		4 mmq	17,5 m

Code Dimmer	Watt	Cable section	Cable length max
D.30524.0000	30 W	0,5 mmq	15 m
		1,5 mmq	35 m
		2,5 mmq	50 m
		4 mmq	100 m
D.30525.0000	60 W	0,5 mmq	5 m
		1,5 mmq	10 m
		2,5 mmq	20 m
		4 mmq	40 m
D.30534.0000	100 W	0,5 mmq	5 m
		1,5 mmq	10 m
		2,5 mmq	20 m
		4 mmq	40 m
D.30526.0000	160 W	0,5 mmq	—
		1,5 mmq	5 m
		2,5 mmq	7,5 m
		4 mmq	17,5 m

Notes:
Recommended cable section in relation to the voltage drop/
Sezione del cavo consigliata in rapporto alla caduta di tensione

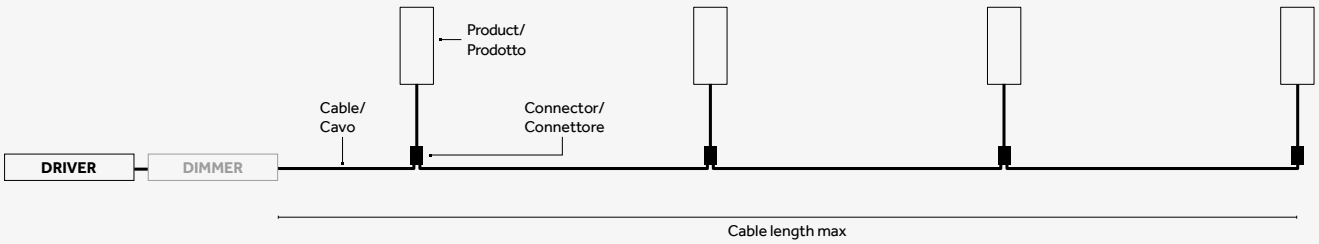

With central driver/
Con driver centrale/

Total product consumption (Watt)

Cable section	Yori IP66 Surface/Pendant Ø45mm 3 W	Yori IP66 Surface/Pendant Ø45mm 4,5 W	Yori IP66 Surface/Pendant Ø60mm 4,5 W	Yori IP66 Surface/Pendant Ø60mm 9 W	Yori IP66 Surface/Pendant Ø60mm 12 W
0,5 mmq	Max 60 m	Max 40 m	Max 40 m	Max 25 m	Max 15 m
1,5 mmq	Max 160 m	Max 110 m	Max 110 m	Max 70 m	Max 50 m
2,5 mmq	Max 500 m	Max 325 m	Max 325 m	Max 200 m	Max 125 m
4 mmq	Max 750 m	Max 550 m	Max 550 m	Max 325 m	Max 200 m

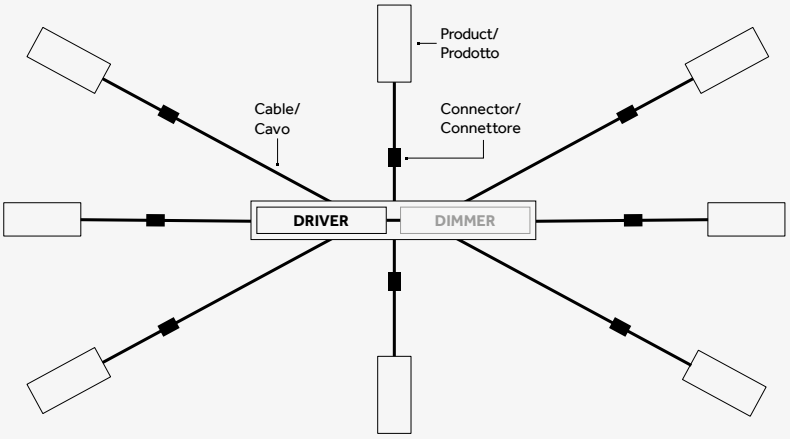

Yori IP66 Wall



EN Yori IP66 Wall brings the versatility of the Yori system outdoors. Compact, elegant and available in a range of finishes, it delivers smooth, efficient light to enhance architecture with discretion. The range is completed by the mono version, offering even greater design freedom.

IT Yori IP66 Wall porta all'esterno la versatilità del sistema Yori. Compatto, elegante e disponibile in diverse finiture, offre una luce fluida ed efficiente per valorizzare l'architettura con discrezione. La gamma si completa con la versione solo mono, per una maggiore libertà progettuale.



Versions/ Versioni	
Yori IP66 Wall	 **Ø60**
Finishes/ Finiture If not specified, the product is made of aluminium/ Se non specificato, il prodotto è in alluminio	 **8C** Raw anodized/ Anodizzato naturale **48** Matte white/ Bianco opaco **8D** Black anodized/ Anodizzato nero **9N** Olive green/ Verde oliva **9M** Antiqued bronze/ Bronzo anticato **8F** Antiqued bronze (solid brass)/ Bronzo anticato (ottone massiccio) **9P** Corten/ Corten Finishes upon request (minimum quantity required)/ Finiture su richiesta (quantitativo minimo richiesto) Copper/ Rame Champagne anodized/ Anodizzato champagne Titanium/ Titanio
IP / IK	**66 / 07**
Control systems	**On/Off, DALI, 1-10V**
Insulation class	III
Certifications	CE UKCA

	Ø 60 mm (Mono)	Ø 60 mm (Double)
Yori IP66 Wall	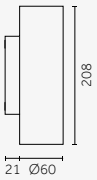 p. 84	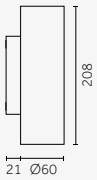 p. 86
△	10°; 16°; 24°; 35°; 20°x50	10°; 16°; 24°; 35°; 20°x50
Light source/ Sorgente luminosa	**POWER LED** 6 W; 12 W 468 lm - 1106 lm L80 B10=50,000 h 2700 K; 3000 K; 4000 K SDCM <3 CRI >90 **Warm Dimming COB LED** 6 W 445 lm L70 B10=50,000 h 1800 K - 3000 K SDCM <3 CRI >90	**POWER LED** 6 W + 6 W 2x (467 lm - 543 lm) L80 B10=50,000 h 2700 K; 3000 K; 4000 K SDCM <3 CRI >90 **Warm Dimming COB LED** 6 W + 6W 2x (794 lm) L70 B10=50,000 h 1800 K - 3000 K SDCM <3 CRI >90

Ø 60 mm (Mono)

Risk 1 | 0.74 | (8F) 1.44 | IP66 | IK07 | 850°

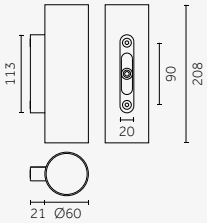

Code example:

X . LR01 A . HW 8C

Finishes: p. 95-97
Electrical devices: p. 90
Photometric data:
www.reggiani.net

6 W POWER LED

Lumen maintenance: L80 B10=50,000 h / SDCM >3

Driver	Version	Optics	LED	K	CRI	lm delivered up to:	Efficacy up to:	Finishes
X Not included	**LR01** Mono	**A** 10° Very narrow	**HW**	2700	>90	468 lm	80 lm/W	**8C**
Constant voltage (Vdc)		**B** 16° Narrow	**HQ**	3000	>90	503 lm	85 lm/W	**8D**
		E 24° Medium	**HN**	4000	>90	543 lm	92 lm/W	**8F**
		H 35° Wide						**48**
		M 34°x60° Elliptical						**9M**
								9N
								9P

12 W POWER LED

Lumen maintenance: L80 B10=50,000 h / SDCM >3

Driver	Version	Optics	LED	K	CRI	lm delivered up to:	Efficacy up to:	Finishes
X Not included	**LR03** Mono	**A** 10° Very narrow	**HW**	2700	>90	952 lm	80 lm/W	**8C**
Constant voltage (Vdc)		**B** 16° Narrow	**HQ**	3000	>90	1024 lm	90 lm/W	**8D**
		E 24° Medium	**HN**	4000	>90	1106 lm	95 lm/W	**48**
		H 35° Wide						**9M**
		M 34°x60° Elliptical						**9N**
								9P

6 W Warm Dimming COB LED

Lumen maintenance: L70 B10=50,000 h / SDCM >3

Driver	Version	Optics	LED	K	CRI	lm delivered up to:	Efficacy up to:	Finishes
X Not included	**LR0D** Mono	**E** 22° Medium	**DT**	1800-3000	>90	445 lm	65 lm/W	**8C**
Constant current (mA)		**H** 34° Wide						**8D**
								8F
								48
								9M
								9N
								9P



Ø 60 mm (Dual)

Risk 1 | 0.74 | (8F) 1.44 | IP66 | IK07 | 850°

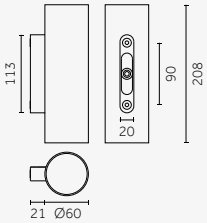

Code example:

X . DR02 A . HW 8C

Finishes: p. 95-97
Electrical devices: p. 91
Photometric data:
www.reggiani.net

6+6 W POWER LED

Lumen maintenance: L80 B10=50,000 h / SDCM >3

Driver	Version	Optics	LED	K	CRI	lm delivered up to:	Efficacy up to:	Finishes
X Not included	**DR02** Dual	**A** 10° Very narrow	**HW**	2700	>90	2x (467 lm)	80 lm/W	**8C**
Constant voltage (Vdc)		**B** 16° Narrow	**HQ**	3000	>90	2x (502 lm)	85 lm/W	**8D**
		E 24° Medium	**HN**	4000	>90	2x (543 lm)	92 lm/W	**8F**
		H 35° Wide						**48**
		M 34°x60° Elliptical						**9M**
								9N
								9P

6+6 W Warm Dimming COB LED

Lumen maintenance: L70 B10=50,000 h / SDCM >3

Driver	Version	Optics	LED	K	CRI	lm delivered up to:	Efficacy up to:	Finishes
X Not included	**DR0D** Dual	**E** 22° Medium	**DT**	1800-3000	>90	2x (445)	65 lm/W	**8C**
Constant current (mA)		**H** 34° Wide						**8D**
								8F
								48
								9M
								9N
								9P



Yori IP66 Wall

Internal accessories

EN Internal accessories are pre-mounted at the factory.
To specify Yori IP66 Wall with an internal accessory:
- choose your product;
- choose one internal accessory;
- add the accessory code to the end of the product code.

IT Gli accessori interni sono integrati nel prodotto.
Per ordinare Yori IP66 Wall con un accessorio interno:
- scegli il tuo prodotto;
- scegli un accessorio interno;
- aggiungi il codice accessorio alla fine del codice prodotto.

Examples:	Product code:	Accessory code:	Product with accessory:
	X.DR01A.HW8D	.20K (Selective filter 2700-2000 K)	X.DR01A.HW8D.20K
	X.DR01A.HW8D	.S (Spread lens)	X.DR01A.HW8D.S

Ø 60 mm | Internal accessories

Selective and colored filters/ Filtri selettivi e colorati

Description	Code
Selective filter 2700-2000 K/ Filtro selettivo 2700-2000 K	.20K
Selective filter 2700-2200K/ Filtro selettivo 2700-2200K	.22K
Selective filter 2700-2500 K/ Filtro selettivo 2700-2500 K	.25K
Selective filter 3000-3500 K/ Filtro selettivo 3000-3500 K	.35K

Description	Code
Colored glass filter red/ Filtro colorato rosso *(On request)/ *(Su richiesta)	.4A*
Colored glass filter blue/ Filtro colorato blu *(On request)/ *(Su richiesta)	.6A*

Lens and accessories/ Lenti e accessori

Description	Code
Spread lens/ Lente diffondente	.S

Description	Code
Honeycomb/ Griglia alveolare	.H

Description	Code
Antiglare/ Antiglare Available only for Ø60mm/ Disponibile solo per Ø60mm	.A

Electrical devices

Ø60 mm (Mono) | Electrical devices

Driver/ Alimentazioni

6 W **POWER LED**

Type	Code	Watt	Size (mm)	IP	Tech. specification / Input	Output	Connectable fixtures	Cable length max	Cable section
On/Off	**0.30524.0000**	14 W	52 × 49 × 28	67	220-240 Vac / 50/60 Hz	24 Vdc	Max: 2	See table: p. 93	See table: p. 93
On/Off	**0.30525.0000**	60 W	290 × 30 × 21	67	220-240 Vac / 0/0/50/60 Hz	24 Vdc	Max: 8	See table: p. 93	See table: p. 93
On/Off	**0.30534.0000**	100 W	320 × 30 × 21	67	220-240 Vac / 0/0/50/60 Hz	24 Vdc	Max: 14	See table: p. 93	See table: p. 93
On/Off	**0.30526.0000**	160 W	350 × 30 × 2	67	220-240 Vac / 0/0/50/60 Hz	24 Vdc	Max: 22	See table: p. 93	See table: p. 93
DALI	**D.30524.0000**	30 W	250 × 30 × 21	67	220-240 Vac / 0/50/60 Hz	24 Vdc	Max: 5	See table: p. 93	See table: p. 93
DALI	**D.30525.0000**	60 W	290 × 30 × 21	67	220-240 Vac / 0/50/60 Hz	24 Vdc	Max: 11	See table: p. 93	See table: p. 93
DALI	**D.30534.0000**	100 W	320 × 30 × 21	67	220-240 Vac / 0/50/60 Hz	24 Vdc	Max: 14	See table: p. 93	See table: p. 93
DALI	**D.30526.0000**	160 W	350 × 30 × 21	67	220-240 Vac / 0/50/60 Hz	24 Vdc	Max: 30	See table: p. 93	See table: p. 93

12W **POWER LED**

Type	Code	Watt	Size (mm)	IP	Tech. specification / Input	Output	Connectable fixtures	Cable length max	Cable section
On/Off	**0.30524.0000**	14 W	52 × 49 × 28	67	220-240 Vac / 50/60 Hz	24 Vdc	Max: 1	See table: p. 93	See table: p. 93
On/Off	**0.30525.0000**	60 W	290 × 30 × 21	67	220-240 Vac / 0/0/50/60 Hz	24 Vdc	Max: 4	See table: p. 93	See table: p. 93
On/Off	**0.30534.0000**	100 W	320 × 30 × 21	67	220-240 Vac / 0/0/50/60 Hz	24 Vdc	Max: 7	See table: p. 93	See table: p. 93
On/Off	**0.30526.0000**	160 W	350 × 30 × 2	67	220-240 Vac / 0/0/50/60 Hz	24 Vdc	Max: 11	See table: p. 93	See table: p. 93
DALI	**D.30524.0000**	30 W	250 × 30 × 21	67	220-240 Vac / 0/50/60 Hz	24 Vdc	Max: 2	See table: p. 93	See table: p. 93
DALI	**D.30525.0000**	60 W	290 × 30 × 21	67	220-240 Vac / 0/50/60 Hz	24 Vdc	Max: 4	See table: p. 93	See table: p. 93
DALI	**D.30534.0000**	100 W	320 × 30 × 21	67	220-240 Vac / 0/50/60 Hz	24 Vdc	Max: 7	See table: p. 93	See table: p. 93
DALI	**D.30526.0000**	160 W	350 × 30 × 21	67	220-240 Vac / 0/50/60 Hz	24 Vdc	Max: 11	See table: p. 93	See table: p. 93

6 W **Warm Dimming COB LED**

Type	Code	Watt	Size (mm)	IP	Tech. specification / Input	mA	Connectable fixtures	Cable length max	Cable section
DALI	**D.30527.0000**	15 W	122 × 54 × 26	68	110-240V / 0/50/60 Hz	350	Max: 1	See table: p. 86	See table: p. 86

Dimmer 0-10V/ Dimmer 0-10V

6 W **POWER LED**

Type	Code	Watt	Size (mm)	IP	Tech. specification / Input	Output	Connectable fixtures	Cable length max	Cable section
Dimm 1-10V	**Y.30826.0-10**	150 W	155 × 35 × 15	20	24 Vdc	24 Vdc	Max: 28	See table: p. 93	See table: p. 93

12 W **POWER LED**

Type	Code	Watt	Size (mm)	IP	Tech. specification / Input	Output	Connectable fixtures	Cable length max	Cable section
Dimm 1-10V	**Y.30826.0-10**	150 W	155 × 35 × 15	20	24 Vdc	24 Vdc	Max: 10	See table: p. 93	See table: p. 93

Ø60 mm (Dual) | Electrical devices

Driver/ Alimentazioni

6+6 W **POWER LED**

Type	Code	Watt	Size (mm)	IP	Tech. specification / Input	Output	Connectable fixtures	Cable length max	Cable section
On/Off	**0.30524.0000**	14 W	52 × 49 × 28	67	220-240 Vac / 50/60 Hz	24 Vdc	Max: 1	See table: p. 93	See table: p. 93
On/Off	**0.30525.0000**	60 W	290 × 30 × 21	67	220-240 Vac / 0/0/50/60 Hz	24 Vdc	Max: 4	See table: p. 93	See table: p. 93
On/Off	**0.30534.0000**	100 W	320 × 30 × 21	67	220-240 Vac / 0/0/50/60 Hz	24 Vdc	Max: 7	See table: p. 93	See table: p. 93
On/Off	**0.30526.0000**	160 W	350 × 30 × 2	67	220-240 Vac / 0/0/50/60 Hz	24 Vdc	Max: 12	See table: p. 93	See table: p. 93
DALI	**D.30524.0000**	30 W	250 × 30 × 21	67	220-240 Vac / 0/50/60 Hz	24 Vdc	Max: 2	See table: p. 93	See table: p. 93
DALI	**D.30525.0000**	60 W	290 × 30 × 21	67	220-240 Vac / 0/50/60 Hz	24 Vdc	Max: 5	See table: p. 93	See table: p. 93
DALI	**D.30534.0000**	100 W	320 × 30 × 21	67	220-240 Vac / 0/50/60 Hz	24 Vdc	Max: 7	See table: p. 93	See table: p. 93
DALI	**D.30526.0000**	160 W	350 × 30 × 21	67	220-240 Vac / 0/50/60 Hz	24 Vdc	Max: 15	See table: p. 93	See table: p. 93

6+6 W **Warm Dimming COB LED**

Type	Code	Watt	Size (mm)	IP	Tech. specification / Input	mA	Connectable fixtures	Cable length max	Cable section
DALI	**D.30527.0000**	15 W	122 × 54 × 26	68	110-240V / 0/50/60 Hz	350	Max: 1	See table: p. 93	See table: p. 93

Dimmer 0-10V/ Dimmer 0-10V

6+6 W **POWER LED**

Type	Code	Watt	Size (mm)	IP	Tech. specification / Input	Output	Connectable fixtures	Cable length max	Cable section
Dimm 1-10V	**Y.30826.0-10**	150 W	155 × 35 × 15	20	24 Vdc	24 Vdc	Max: 8	See table: p. 93	See table: p. 93

Ø60 mm | Cables and connectors

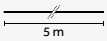

Description	Code
Cable 0,5 mmq 5 m/ Cavo 0,5 mmq 5 m	0.27450.0000

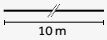

Description	Code
Cable 0,5 mmq 10 m/ Cavo 0,5 mmq 10 m	0.27451.0000

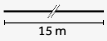

Description	Code
Cable 0,5 mmq 15 m/ Cavo 0,5 mmq 15 m	0.27452.0000

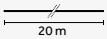

Description	Code
Cable 0,5 mmq 20 m/ Cavo 0,5 mmq 20 m	0.27453.0000

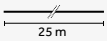

Description	Code
Cable 0,5 mmq 25 m/ Cavo 0,5 mmq 25 m	0.27454.0000

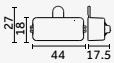

Description	Code
Cable connector 0,5 mmq (2 way)/ Connettore per cavo 0,5 mmq (2 vie)	0.27440.0000

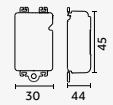

Description	Code
Cable connector 0,5 mmq (3 way) T/ Connettore per cavo 0,5 mmq (3 vie) T	0.27441.0000

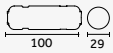

Description	Code
Cable connector 2,5 mmq (2way)/ Connettore per cavo 2,5 mmq (2 vie)	0.27430.0000

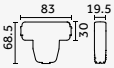

Description	Code
Cable connector 2,5 mmq (3 way) T/ Connettore per cavo 2,5 mmq (3 vie) T	0.27431.0000

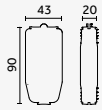

Description	Code
Cable connector 2,5 mmq (3 way) Y/ Connettore per cavo 2,5 mmq (3 vie) Y	0.27432.0000

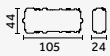

Description	Code
Cable connector 2,5 mmq (4 way)/ Connettore per cavo 2,5 mmq (4 vie)	0.27433.0000

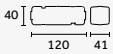

Description	Code
Cable connector 4 mmq (2 way)/ Connettore per cavo 4 mmq (2 vie)	0.27447.0000

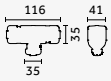

Description	Code
Cable connector 4 mmq (3way) T/ Connettore per cavo 4 mmq (3 vie) T	0.27448.0000

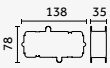

Description	Code
Cable connector 4mmq (4 way)/ Connettore per cavo 4 mmq (4 vie)	0.27449.0000

Wiring examples

Loop in loop out/
Loop in loop out/

Code Driver	Watt	Cable section	Cable length max
0.30524.0000	14 W	0,5 mmq	15 m
		1,5 mmq	35 m
		2,5 mmq	50 m
		4 mmq	100 m
0.30525.0000	60 W	0,5 mmq	5 m
		1,5 mmq	10 m
		2,5 mmq	20 m
		4 mmq	40 m
0.30534.0000	100 W	0,5 mmq	5 m
		1,5 mmq	10 m
		2,5 mmq	20 m
		4 mmq	40 m
0.30526.0000	160 W	0,5 mmq	—
		1,5 mmq	5 m
		2,5 mmq	7,5 m
		4 mmq	17,5 m

Code Dimmer	Watt	Cable section	Cable length max
D.30524.0000	30 W	0,5 mmq	15 m
		1,5 mmq	35 m
		2,5 mmq	50 m
		4 mmq	100 m
D.30525.0000	60 W	0,5 mmq	5 m
		1,5 mmq	10 m
		2,5 mmq	20 m
		4 mmq	40 m
D.30534.0000	100 W	0,5 mmq	5 m
		1,5 mmq	10 m
		2,5 mmq	20 m
		4 mmq	40 m
D.30526.0000	160 W	0,5 mmq	—
		1,5 mmq	5 m
		2,5 mmq	7,5 m
		4 mmq	17,5 m

Notes:
Recommended cable section in relation to the voltage drop/
Sezione del cavo consigliata in rapporto alla caduta di tensione

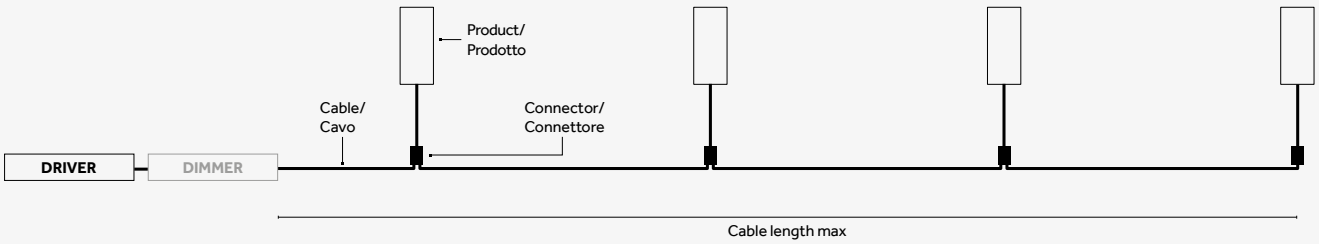

With central driver/
Con driver centrale/

Total product consumption (Watt)

Cable section	Yori IP66 Wall (Mono) 6 W	Yori IP66 Wall (Mono) 12 W	Yori IP66 Wall (Dual) 6 W + 6 W
0,5 mmq	Max 40 m	Max 15 m	Max 15 m
1,5 mmq	Max 110 m	Max 50 m	Max 50 m
2,5 mmq	Max 325 m	Max 125 m	Max 150 m
4 mmq	Max 550 m	Max 200 m	Max 225 m

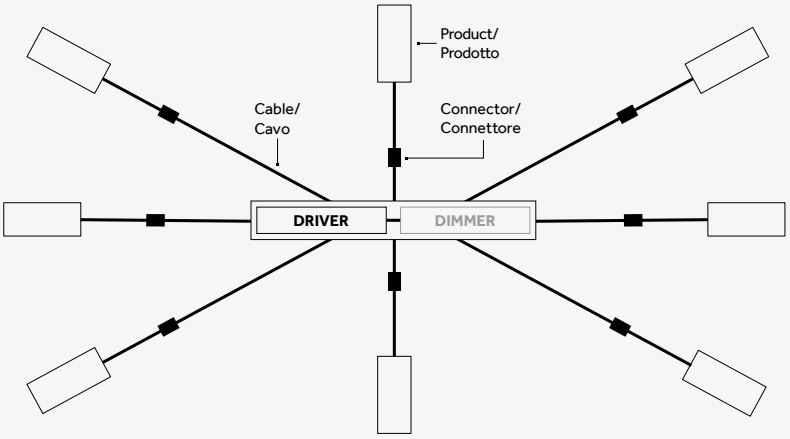



Finishes

EN All products of the Yori IP66 range are machined from solid and are anodized or galvanized. The aluminium chosen for Yori IP66 is the 6026, a particular copper-free alloy with the ideal percentage of magnesium, guaranteeing maximum results in terms of corrosion resistance, surface hardness, wear/abrasion resistance and aesthetic durability: ideal for outdoor applications. In addition to the anodized aluminium versions, Yori IP66 is also available in solid brass and stainless steel (AISI 316).

IT Tutti i prodotti della gamma Yori IP66 sono torniti dal pieno e anodizzati o galvanizzati. L'alluminio scelto per Yori IP66 è il 6026, una particolare lega priva di rame e con una percentuale di magnesio, che garantisce massimi risultati in termini di resistenza alla corrosione, durezza superficiale, resistenza all'usura/abrasione e durabilità estetica, quindi ideale per applicazioni all'esterno. Oltre alle versioni in alluminio anodizzato, Yori IP66 è disponibile anche in versione Ottone massiccio e Acciaio Inox (AISI 316).

8C Raw anodized/
Anodizzato naturale

48 Matte white/
Bianco opaco

8E Stainless steel (AISI 316)/
Acciaio inox (AISI 316)

9M Antiqued bronze/
Bronzo anticato

9N Olive green/
Verde oliva



9P Corten/
Corten

Finishes upon request/
Finiture su richiesta

Copper/
Rame

Champagne (anodized aluminium)/
Anodizzato champagne

Titanium/
Titanio

8D Black anodized/
Anodizzato nero

8F Antiqued bronze (solid brass)/
Bronzo anticato (ottone massiccio)

Yori IP66 Ø45
Scale 1:1



EN If not specified, the product is made of aluminium
IT Se non specificato, il prodotto è in alluminio

Reggiani

©
2026
Reggiani Lighting Srl
All rights reserved

Art direction
Reggiani

Graphic design
Reggiani

Pictures
Reggiani
Lens visual

EN **Reggiani Lighting S.r.l** reserves the right to make technical, design and size changes at any time, without prior notice.
Total or partial reproduction of this document is prohibited.
Luminaire sizes are given in millimetres.
All technical and design innovations are patented.
For photometric data and lumen output of the luminaires, visit www.reggiani.net

IT **Reggiani Lighting S.r.l** si riserva la facoltà di effettuare in qualsiasi momento senza preavviso, variazioni tecniche, formali e dimensionali.
Sono vietate le riproduzioni anche parziali del presente documento.
Le dimensioni degli apparecchi sono espresse in millimetri. Tutte le innovazioni tecniche e formali sono coperte da brevetto.
Per i dati fotometrici e i lumen output degli apparecchi visitare www.reggiani.net

HEADQUARTERS
Reggiani Lighting Srl

Viale Monza 16
20845 Sovico (MB), Italy
T. (+39) 039 20711
contact@reggiani.net

FSC
www.fsc.org
MIX
Paper from responsible sources
FSC® C152184

#theilluminationcollective

www.reggiani.net

1.95851.MP00 10.2026

Reggiani